

# STRAUMANN HOLDING AG

ISIN: CH1175448666 WKN: 117544866


## Overview

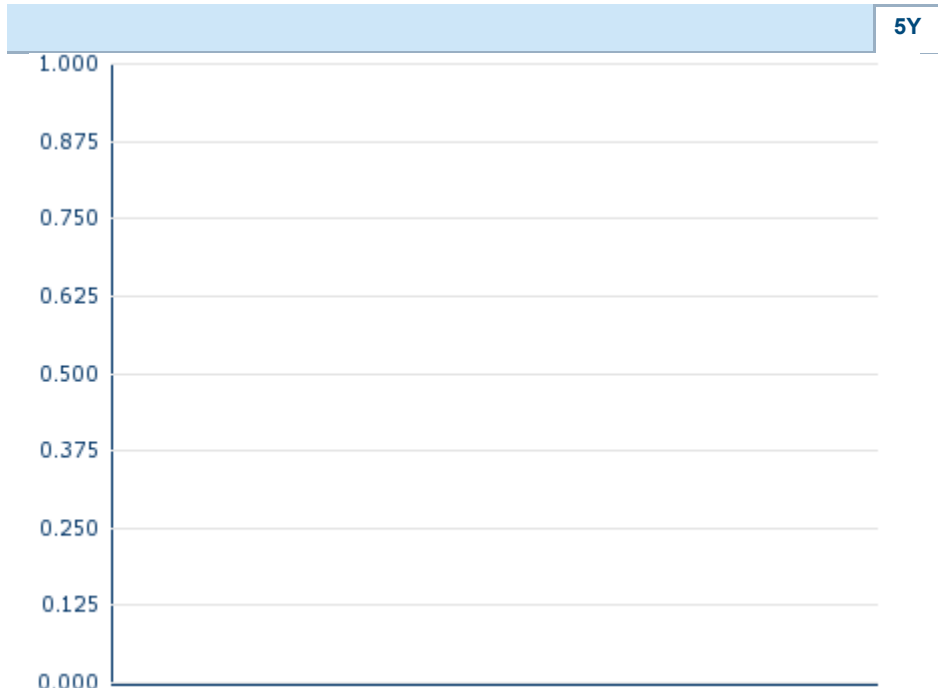
2019/06/28 10:55:04	
<b>Price</b>	77.80 EUR
<b>Difference</b>	<span style="color: green;">↑</span> 1.46% (1.12)

<b>General attributes</b>	
ISIN	CH1175448666
Symbol	STMN
Exchange	Frankfurt
Currency	EUR
Sector	Chemical / Pharmaceutical / Health
Security type	Stock
Market cap (m)	18,931 EUR
Benchmark	SWISS MARKET INDEX

<b>Market data</b>	
Bid (Bid size)	-
Ask (Ask size)	-
Open	76.02 EUR
High	778.00 EUR
Low	76.02 EUR
Close (prev. day)	76.68 EUR
VWAP	77.80 EUR
Volume (pcs)	50
Trading volume	3,890.00
Number of trades	2
Last size	50

<b>Futures and Options</b>	
Related Futures	15
Related Options	-

<b>PDF Downloads</b>	
Company report: STRAUMANN HOLDING AG	



Information about previous performance does not guarantee future performance.  
Source: FactSet

### Recent research

on sector		on market	
Date		Headline	Download
2024/07/12		Global Equity Ratings	
2024/06/21		Global Equity Ratings	
2024/06/14		Global Equity Ratings	
2024/05/29		Global Equity Ratings	
2024/04/26		Global Equity Ratings	

## Details

2019/06/28 10:55:04

**Price**  
77.80 EUR

**Difference** ▲ 1.46% (1.12)

### General attributes

ISIN	CH1175448666
Symbol	STMN
Exchange	Frankfurt
Currency	EUR
Sector	Chemical / Pharmaceutical / Health
Security type	Stock
Market cap (m)	18,931 EUR
Benchmark	SWISS MARKET INDEX

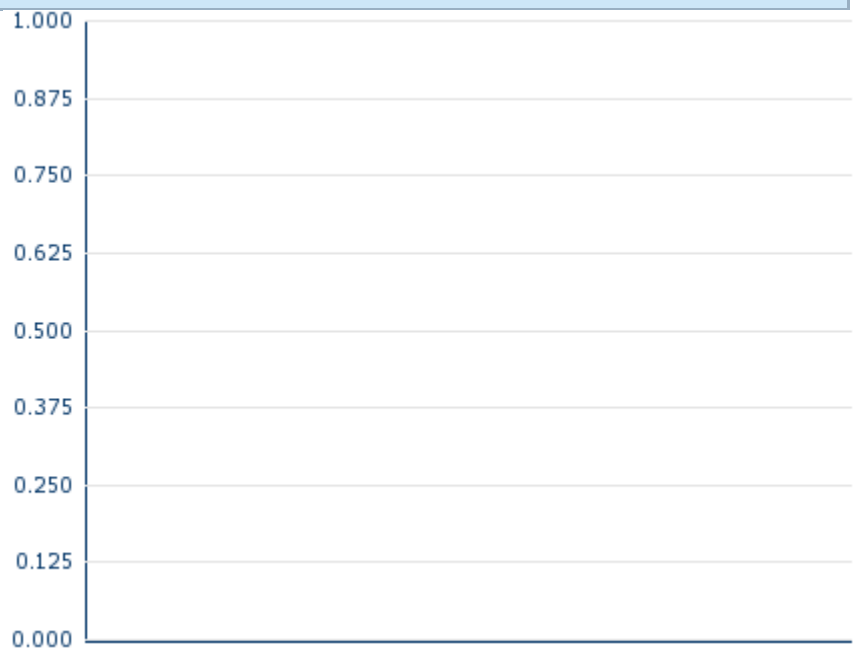
### Market data

Bid (Bid size)	-
Ask (Ask size)	-
Open	76.02 EUR
High	778.00 EUR
Low	76.02 EUR
Close (prev. day)	76.68 EUR
VWAP	77.80 EUR
Volume (pcs)	50
Trading volume	3,890.00
Number of trades	2
Last size	50

### Performance and Risk

	6m	1Y	3Y
Perf (%)	-	-	-
Perf (abs.)	-	-	-
Beta	1.16	1.36	1.63
Volatility	-	-	-

5Y



Information about previous performance does not guarantee future performance.  
Source: FactSet

### Price data

Ø price 5 days   Ø volume 5 days (pcs.)	- EUR (-)
Ø price 30 days   Ø volume 30 days (pcs.)	- EUR (-)
Ø price 100 days   Ø volume 100 days (pcs.)	- EUR (-)
Ø price 250 days   Ø volume 250 days (pcs.)	- EUR (-)
YTD High   date	- EUR (-)
YTD Low   date	- EUR (-)
52 Weeks High   date	- EUR (-)
52 Weeks Low   date	- EUR (-)

### All listings for STRAUMANN HOLDING AG

Exchange	Date	Time	Price	Trading volume (mio.)	Number of trades
SIX Swiss Exchange	2024/07/18	12:56	116.55 CHF	5.35	727
London Stock Exchange European Trade Reporting	2024/07/15	15:13	117.80 CHF	0.85	2
Frankfurt	2019/06/28	10:55	77.80 EUR	0.00	2
FINRA other OTC Issues	2024/07/17	21:54	126.962 USD	0.08	18

Duesseldorf	2019/ 06/28	08:11	76.50 EUR	0.00	2
-------------	----------------	-------	-----------	------	---

# Company profile

## Company Logo



### Contact Details

STRAUMANN HOLDING AG

--

Peter Merian-Weg 12 - 4002 Basel

Telefon: +41-61-965-11-11

Fax: +41-61-965-11-01

E-mail: [info@straumann.com](mailto:info@straumann.com)

### PDF Downloads

Company report: STRAUMANN  
HOLDING AG

## Company Profile

Straumann Holding AG engages in the provision of implant, restorative, and regenerative dentistry solutions to dental professionals and laboratories. It operates through the following segments: Sales Western Europe, Sales Central Eastern Europe, Middle East and Africa (CEEMEA), Sales North America (NAM), Sales Asia Pacific (APAC), Sales Latin America (LATAM), and Operations. The Sales Western Europe segment comprises Group's distribution businesses in Scandinavia, the UK, France, the Benelux countries, Iberia and Italy; implant-borne prosthetics business of Createch, as well as Anthogyr manufacturing plants, a French company that develops and manufactures dental implant systems and CAD/CAM solutions. The Sales CEEMEA segment comprises the Group's distribution businesses mainly in Germany, Switzerland, Austria, Hungary, the Czech Republic, Russia, Turkey, Croatia, Jordan and South Africa, as well as the business with European, African and Middle Eastern distributors. The Sales NAM segment comprises ClearCorrect's clear-aligner business and its associated development and production activities. The Sales APAC segment comprises Group's distribution businesses in the Asia Pacific region, as well as the business with Asian distributors. The Sales LATAM segment comprises distribution and In-plant manufacturing plants, implants, and biomaterials. The company was founded by Reinhard Straumann in 1954 and is headquartered in Basel, Switzerland.

### Members of Management Board

Guillaume Daniellot	Chairman of Managing Board
Andreas Meier	Member of Executive Committee
Christian Ullrich	Member of Executive Committee
Alastair Robertson	Member of Executive Committee
Aurelio Sahagun	Member of Executive Committee
Holger Haderer	Member of Executive Committee
Jason Forbes	Member of Executive Committee
Marcel Kellerhals	Member of Executive Committee
Matthias Schupp	Member of Executive Committee
Patrick Loh	Member of Executive Committee
Sébastien Roche	Member of Executive Committee
Wolfgang Becker	Member of Executive Committee
Yang Xu	Member of Executive Committee

### Board of directors

H. C. Straumann	Member of the administrative board
Olivier Filliol	Member of the administrative board
Marco Gadola	Member of the administrative board
Regula Wallimann	Member of the administrative board
Stefan Mario Meister	Member of the administrative board
Xiaoqun Clever-Steg	Member of the administrative board
Petra Rumpf	Chairman of the administrative board