

CTP N.V EUR0.16

ISIN: NL00150006R6 WKN: -

Overview

2024/02/13 18:41:06

Price

14.99 USD

Difference  -0.07% (-0.01)

General attributes

ISIN NL00150006R6

Symbol -

Exchange FINRA other OTC Issues

Currency USD

Sector -

Security type Stock

Market cap (m) 7,460 EUR

Benchmark AMSTERDAM EXCHANGES INDEX

Market data

Bid (Bid size) -

Ask (Ask size) -

Open 14.99 USD

High 14.99 USD

Low 14.99 USD

Close (prev. day) 15.00 USD

VWAP 14.99 USD

Volume (pcs) 691

Trading volume 10,358.09

Number of trades 1

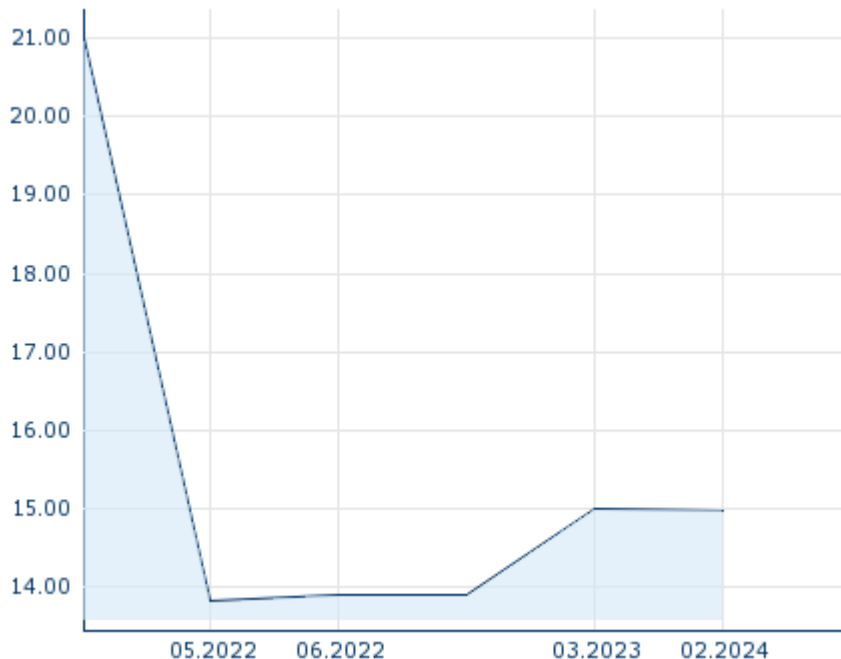
Last size 691

Futures and Options

Related Futures -

Related Options -

5Y













Information about previous performance does not guarantee future performance.

Source: FactSet

Recent research

on market

Date	Headline	Download
2024/04/26	 Global Equity Ratings	
2024/03/26	 Global Strategy 2Q 2024	
2024/03/13	 Global Equity Ratings	
2024/02/22	 Global Equity Ratings	
2024/02/14	 Global Equity Ratings	

Details

2024/02/13 18:41:06

Price

14.99 USD

Difference  -0.07% (-0.01)

General attributes

ISIN	NL00150006R6
Symbol	-
Exchange	FINRA other OTC Issues
Currency	USD
Sector	-
Security type	Stock
Market cap (m)	7,460 EUR
Benchmark	AMSTERDAM EXCHANGES INDEX

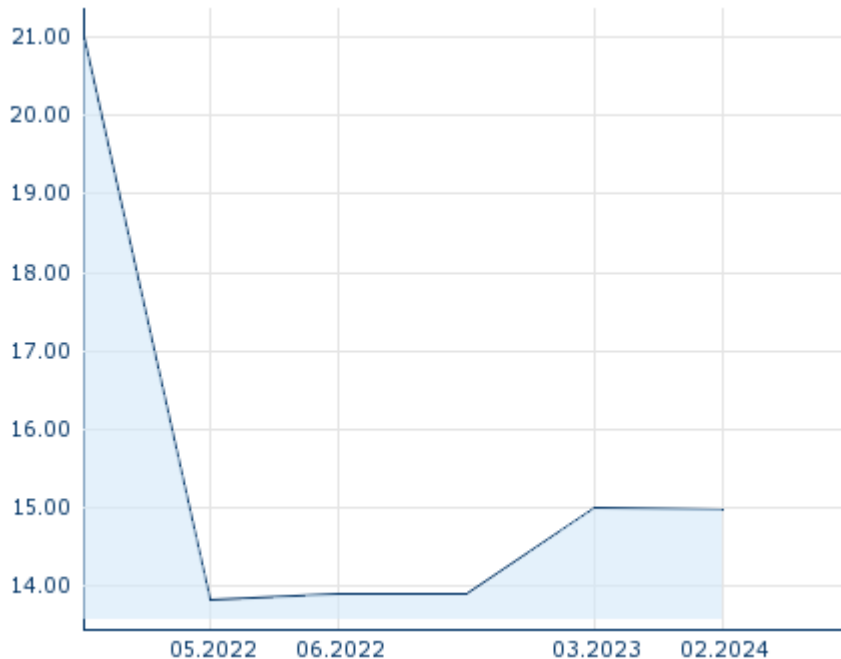
Market data

Bid (Bid size)	-
Ask (Ask size)	-
Open	14.99 USD
High	14.99 USD
Low	14.99 USD
Close (prev. day)	15.00 USD
VWAP	14.99 USD
Volume (pcs)	691
Trading volume	10,358.09
Number of trades	1
Last size	691

Performance and Risk

	6m	1Y	3Y
Perf (%)	-	-	-
Perf (abs.)	-	-	-
Beta	0.45	0.76	0.85
Volatility	-	-	-

5Y



Information about previous performance does not guarantee future performance.
Source: FactSet

Price data

Ø price 5 days Ø volume 5 days (pcs.)	- USD (-)
Ø price 30 days Ø volume 30 days (pcs.)	- USD (-)
Ø price 100 days Ø volume 100 days (pcs.)	- USD (-)
Ø price 250 days Ø volume 250 days (pcs.)	15.00 USD (5)
YTD High date	- USD (-)
YTD Low date	- USD (-)
52 Weeks High date	15.00 USD (2023/03/14)
52 Weeks Low date	14.99 USD (2024/02/13)

Arbitrage views

Exchange 	Date	Time	Price	Trading volume (mio.)	Number of trades
Tradegate	2024/05/31	22:26	16.52 EUR	0.00	4
Stuttgart	2024/05/31	16:28	16.32 EUR	0.00	10
Prague Stock Exchange	2024/05/31	14:35	410.00 CZK	0.23	4
Munich	2024/05/31	08:15	16.54 EUR	0.00	2
Frankfurt	2024/	17:20	16.46 EUR	0.00	8

	05/31					
FINRA other OTC Issues	2024/ 02/13	18:41	14.99 USD	0.01		1
Euronext Milan MTF Trading After Hours	-	-	-	0.00		-
Euronext Amsterdam	2024/ 05/31	17:39	16.42 EUR	2.41		318
Duesseldorf	2024/ 05/31	19:30	16.14 EUR	0.00		6
Berlin	2024/ 05/31	21:50	16.48 EUR	0.00		19

Company profile

Company Logo

Contact Details

CTP N.V

--

Telefon: -

Fax: -

E-mail: -

Company Profile

-