

## KOJAMO OYJ

ISIN:

FI4000312251

WKN: -

## Overview

2022/07/05 08:03:12

Price

14.45 EUR

Difference  -12.10% (-1.99)

## General attributes

ISIN	FI4000312251
Symbol	KOJAMO
Exchange	Munich
Currency	EUR
Sector	Other
Security type	Stock
Market cap (m)	3,720 EUR
Benchmark	OMX HELSINKI 25

## Market data

Bid (Bid size)	-
Ask (Ask size)	-
Open	14.45 EUR
High	14.45 EUR
Low	14.45 EUR
Close (prev. day)	16.44 EUR
VWAP	-
Volume (pcs)	0
Trading volume	0.00
Number of trades	1
Last size	0

## Futures and Options











Related Futures	0
Related Options	-

5Y



Information about previous performance does not guarantee future performance.  
Source: FactSet

## Recent research

on sector		on market	
Date		Headline	Download
2022/06/29		Global Equity Ratings	
2022/05/25		Global Equity Ratings	
2022/05/04		Global Equity Ratings	
2022/04/27		České shrnutí reportu na CTP	
2022/04/27		Global Equity Ratings	

## Details

2022/07/05 08:03:12

## Price

14.45 EUR

Difference ▼ -12.10% (-1.99)

## General attributes

ISIN	FI4000312251
Symbol	KOJAMO
Exchange	Munich
Currency	EUR
Sector	Other
Security type	Stock
Market cap (m)	3,720 EUR
Benchmark	OMX HELSINKI 25

## Market data

Bid (Bid size)	-
Ask (Ask size)	-
Open	14.45 EUR
High	14.45 EUR
Low	14.45 EUR
Close (prev. day)	16.44 EUR
VWAP	-
Volume (pcs)	0
Trading volume	0.00
Number of trades	1
Last size	0

## Performance and Risk

	6m	1Y	3Y
Perf (%)	-32.92%	-26.01%	-
Perf (abs.)	-7.09	-5.08	-
Beta	0.67	0.64	0.51
Volatility	31.02	25.98	24.51

5Y



Information about previous performance does not guarantee future performance.  
Source: FactSet

## Price data

Ø price 5 days   Ø volume 5 days (pcs.)	16.31 EUR (0)
Ø price 30 days   Ø volume 30 days (pcs.)	17.45 EUR (0)
Ø price 100 days   Ø volume 100 days (pcs.)	19.32 EUR (0)
Ø price 250 days   Ø volume 250 days (pcs.)	19.80 EUR (0)
YTD High   date	22.00 EUR (2022/04/05)
YTD Low   date	14.45 EUR (2022/07/05)
52 Weeks High   date	22.00 EUR (2022/04/05)
52 Weeks Low   date	14.45 EUR (2022/07/05)

## All listings for KOJAMO OYJ

Exchange	Date	Time	Price	Trading volume (mio.)	Number of trades
Tradegate	2022/07/05	22:27	15.29 EUR	0.00	1
Stuttgart	2022/07/05	16:23	14.99 EUR	0.00	10
Nasdaq Helsinki	2022/07/05	17:29	15.05 EUR	7.54	2,169
Munich	2022/07/05	08:03	14.45 EUR	0.00	1
London Stock Exchange	2022/	17:25	14.91 EUR	0.00	2

European Trade Reporting	07/05					
Frankfurt	2022/ 07/05	15:54	14.84	EUR	0.00	2
FINRA other OTC Issues	2021/ 08/17	19:06	24.62	USD	0.00	1
Duesseldorf	2022/ 07/05	17:01	15.00	EUR	0.00	9
Berlin	2022/ 07/05	21:34	15.05	EUR	0.00	15

## Company profile

### Company Logo



### Company Profile

-

### Contact Details

KOJAMO

--

----

Telefon: -

Fax: -

E-mail: -