

CYBERAGENT INC.

ISIN: JP3311400000 WKN: 4751

Overview

2024/08/07 21:05:04

Price

5.40 EUR

Difference  1.89% (0.10)

General attributes

| | |
|----------------|--------------|
| ISIN | JP3311400000 |
| Symbol | 4751 |
| Exchange | Berlin |
| Currency | EUR |
| Sector | - |
| Security type | Stock |
| Market cap (m) | 2,814 EUR |
| Benchmark | NIKKEI 225 |

Market data

| | |
|-------------------|----------|
| Bid (Bid size) | - |
| Ask (Ask size) | - |
| Open | 5.50 EUR |
| High | 5.50 EUR |
| Low | 5.40 EUR |
| Close (prev. day) | 5.30 EUR |
| VWAP | - |
| Volume (pcs) | 0 |
| Trading volume | 0.00 |
| Number of trades | 8 |
| Last size | 0 |

Futures and Options











| | |
|-----------------|---|
| Related Futures | - |
| Related Options | - |



Information about previous performance does not guarantee future performance.
Source: FactSet

Recent research

on market

| Date | | Headline | Download |
|------------|---|-----------------------|---|
| 2024/02/22 |  | Global Equity Ratings |  |
| 2023/10/27 |  | Global Equity Ratings |  |
| 2023/09/29 |  | Global Equity Ratings |  |
| 2023/09/08 |  | Global Equity Ratings |  |
| 2023/08/22 |  | Global Equity Ratings |  |

Details

2024/08/07 21:05:04

Price

5.40 EUR

Difference ▲ 1.89% (0.10)

General attributes

| | |
|----------------|--------------|
| ISIN | JP3311400000 |
| Symbol | 4751 |
| Exchange | Berlin |
| Currency | EUR |
| Sector | - |
| Security type | Stock |
| Market cap (m) | 2,814 EUR |
| Benchmark | NIKKEI 225 |

Market data

| | |
|-------------------|----------|
| Bid (Bid size) | - |
| Ask (Ask size) | - |
| Open | 5.50 EUR |
| High | 5.50 EUR |
| Low | 5.40 EUR |
| Close (prev. day) | 5.30 EUR |
| VWAP | - |
| Volume (pcs) | 0 |
| Trading volume | 0.00 |
| Number of trades | 8 |
| Last size | 0 |

Performance and Risk

| | 6m | 1Y | 3Y |
|-------------|---------|--------|---------|
| Perf (%) | -15.63% | -8.47% | -66.04% |
| Perf (abs.) | -1.00 | -0.50 | -10.50 |
| Beta | 0.80 | 0.77 | 0.91 |
| Volatility | 41.77 | 38.29 | 37.47 |

5Y



Information about previous performance does not guarantee future performance.
Source: FactSet

Price data

| | |
|---|-----------------------|
| Ø price 5 days Ø volume 5 days (pcs.) | 5.61 EUR (0) |
| Ø price 30 days Ø volume 30 days (pcs.) | 5.70 EUR (0) |
| Ø price 100 days Ø volume 100 days (pcs.) | 5.95 EUR (0) |
| Ø price 250 days Ø volume 250 days (pcs.) | 5.76 EUR (0) |
| YTD High date | 6.80 EUR (2024/03/22) |
| YTD Low date | 5.15 EUR (2024/08/05) |
| 52 Weeks High date | 6.80 EUR (2024/03/22) |
| 52 Weeks Low date | 4.84 EUR (2023/10/11) |

Arbitrage views

| Exchange ⊕ | Date | Time | Price | Trading volume (mio.) | Number of trades |
|-------------------------|------------|-------|------------|-----------------------|------------------|
| Tradegate | 2024/08/07 | 22:02 | 5.40 EUR | 0.00 | 1 |
| Tokyo Stock Exchange | 2024/08/07 | 08:00 | 879.00 JPY | 55.03 | 16,185 |
| Stuttgart | 2024/08/07 | 08:30 | 5.40 EUR | 0.00 | 3 |
| Munich | 2024/08/07 | 08:04 | 5.40 EUR | 0.00 | 2 |
| Hanover | 2024/08/07 | 08:01 | 5.45 EUR | 0.00 | 1 |

| | | | | | | |
|------------------------|------------|-------|----------|-------|--|---|
| | 07 | | | | | |
| Frankfurt | 2024/08/07 | 08:20 | 5.40 EUR | 0.00 | | 2 |
| FINRA other OTC Issues | 2024/08/01 | 15:30 | 6.40 USD | 16.18 | | 3 |
| Duesseldorf | 2024/08/07 | 19:31 | 5.35 EUR | 0.00 | | 5 |
| Berlin | 2024/08/07 | 21:05 | 5.40 EUR | 0.00 | | 8 |

Company profile

Company Logo

Contact Details

CYBER AGENT

--

Telefon: -

Fax: -

E-mail: -

Company Profile

-