

## CYBERAGENT INC.

ISIN: JP3311400000 WKN: 4751

## Overview

2024/05/06 21:05:02

Price

5.65 EUR

Difference  -0.88% (-0.05)

## General attributes

ISIN	JP3311400000
Symbol	4751
Exchange	Berlin
Currency	EUR
Sector	-
Security type	Stock
Market cap (m)	2,888 EUR
Benchmark	NIKKEI 225

## Market data

Bid (Bid size)	-
Ask (Ask size)	-
Open	5.60 EUR
High	5.65 EUR
Low	5.60 EUR
Close (prev. day)	5.70 EUR
VWAP	-
Volume (pcs)	0
Trading volume	0.00
Number of trades	8
Last size	0

## Futures and Options

Related Futures	-
Related Options	-











5Y



Information about previous performance does not guarantee future performance.  
Source: FactSet

## Recent research

on market

Date		Headline	Download
2024/02/22		Global Equity Ratings	
2023/10/27		Global Equity Ratings	
2023/09/29		Global Equity Ratings	
2023/09/08		Global Equity Ratings	
2023/08/22		Global Equity Ratings	

## Details

2024/05/06 21:05:02

## Price

5.65 EUR

Difference ▼ -0.88% (-0.05)

## General attributes

ISIN	JP3311400000
Symbol	4751
Exchange	Berlin
Currency	EUR
Sector	-
Security type	Stock
Market cap (m)	2,888 EUR
Benchmark	NIKKEI 225

## Market data

Bid (Bid size)	-
Ask (Ask size)	-
Open	5.60 EUR
High	5.65 EUR
Low	5.60 EUR
Close (prev. day)	5.70 EUR
VWAP	-
Volume (pcs)	0
Trading volume	0.00
Number of trades	8
Last size	0

## Performance and Risk

	6m	1Y	3Y
Perf (%)	+7.62%	-25.66%	-65.96%
Perf (abs.)	+0.40	-1.95	-10.95
Beta	0.63	0.64	0.95
Volatility	37.79	36.88	-

5Y



Information about previous performance does not guarantee future performance.  
Source: FactSet

## Price data

Ø price 5 days   Ø volume 5 days (pcs.)	5.83 EUR (0)
Ø price 30 days   Ø volume 30 days (pcs.)	6.33 EUR (0)
Ø price 100 days   Ø volume 100 days (pcs.)	6.13 EUR (0)
Ø price 250 days   Ø volume 250 days (pcs.)	6.00 EUR (0)
YTD High   date	6.80 EUR (2024/03/22)
YTD Low   date	5.50 EUR (2024/01/16)
52 Weeks High   date	8.00 EUR (2023/05/12)
52 Weeks Low   date	4.84 EUR (2023/10/11)

## All listings for CYBERAGENT INC.

Exchange	Date	Time	Price	Trading volume (mio.)	Number of trades
Tradegate	2024/05/06	22:02	5.65 EUR	0.00	1
Tokyo Stock Exchange	2024/05/02	08:00	942.20 JPY	112.84	21,804
Stuttgart	2024/05/06	08:08	5.60 EUR	0.00	3
Munich	2024/05/06	08:02	5.70 EUR	0.00	1
Hanover	2024/05/06	08:02	5.60 EUR	0.00	3

	06					
Frankfurt	2024/05/06	08:18	5.60 EUR	0.00		2
FINRA other OTC Issues	2024/05/03	16:25	6.228 USD	0.00		1
Duesseldorf	2024/05/06	19:31	5.55 EUR	0.00		7
Berlin	2024/05/06	21:05	5.65 EUR	0.00		8

## Company profile

### Company Logo

#### Contact Details

CYBER AGENT

--

----

Telefon: -

Fax: -

E-mail: -

### Company Profile

-