

BOWMAN CONSULTING GROUP LTD COM USD.01

ISIN: US1030021018 WKN: 103002101

Overview

2024/07/17 22:00:00

Price

34.55 USD

Difference  -3.89% (-1.40)

General attributes

ISIN	US1030021018
Symbol	BWMN
Exchange	Nasdaq
Currency	USD
Sector	-
Security type	Stock
Market cap (m)	558 EUR
Benchmark	S&P 500

Market data

Bid (Bid size)	13.94 USD (200)
Ask (Ask size)	55.29 USD (100)
Open	35.90 USD
High	36.21 USD
Low	34.34 USD
Close (prev. day)	35.95 USD
VWAP	34.959441 USD
Volume (pcs)	72,101
Trading volume	2,519,205.90
Number of trades	2,015
Last size	-

Futures and Options




Related Futures	-
Related Options	-

5Y



Information about previous performance does not guarantee future performance.
Source: FactSet

Recent research

on market		
Date	Headline	Download
2024/07/12	 Global Equity Ratings	
2024/07/08	 Akciové trhy - denní zpráva	
2024/07/03	 Global Strategy 3Q 2024	
2024/06/21	 Global Equity Ratings	
2024/05/29	 Global Equity Ratings	

Details

2024/07/17 22:00:00

Price

34.55 USD

 Difference ▼ -3.89% (-1.40)

General attributes

ISIN	US1030021018
Symbol	BWMN
Exchange	Nasdaq
Currency	USD
Sector	-
Security type	Stock
Market cap (m)	558 EUR
Benchmark	S&P 500

Market data

Bid (Bid size)	13.94 USD (200)
Ask (Ask size)	55.29 USD (100)
Open	35.90 USD
High	36.21 USD
Low	34.34 USD
Close (prev. day)	35.95 USD
VWAP	34.959441 USD
Volume (pcs)	72,101
Trading volume	2,519,205.90
Number of trades	2,015
Last size	-

Performance and Risk

	6m	1Y	3Y
Perf (%)	+13.35%	+6.57%	+164.35%
Perf (abs.)	+4.07	+2.13	+21.48
Beta	1.55	1.47	0.53
Volatility	51.31	47.49	46.77

5Y



Information about previous performance does not guarantee future performance.
Source: FactSet

Price data

Ø price 5 days Ø volume 5 days (pcs.)	34.52 USD (77,554)
Ø price 30 days Ø volume 30 days (pcs.)	31.79 USD (91,092)
Ø price 100 days Ø volume 100 days (pcs.)	33.01 USD (106,091)
Ø price 250 days Ø volume 250 days (pcs.)	31.62 USD (76,382)
YTD High date	42.90 USD (2024/03/13)
YTD Low date	29.34 USD (2024/06/11)
52 Weeks High date	42.90 USD (2024/03/13)
52 Weeks Low date	25.52 USD (2023/10/04)

Arbitrage views

Exchange	Date	Time	Price	Trading volume (mio.)	Number of trades
Nasdaq	2024/07/17	22:00	34.55 USD	2.52	2,015

Company profile

Company Logo

Company Profile

Contact Details

BOWMAN CONSULTING GROUP LTD.

--

Telefon: -

Fax: -

E-mail: -