

AMERICAN ONCOLOGY NETWORK INC COM USD0.0001 CL A

ISIN: **US0287191029** WKN: **028719102**

Overview

2024/08/16 21:59:08

Price
3.42 USDDifference  -3.93% (-0.14)

General attributes

ISIN	US0287191029
Symbol	AONC
Exchange	FINRA other OTC Issues
Currency	USD
Sector	-
Security type	Stock
Market cap (m)	41 EUR
Benchmark	S&P 500

Market data

Bid (Bid size)	-
Ask (Ask size)	-
Open	3.80 USD
High	3.80 USD
Low	3.31 USD
Close (prev. day)	3.56 USD
VWAP	3.526975 USD
Volume (pcs)	8,610
Trading volume	30,373.00
Number of trades	52
Last size	285

Futures and Options

Related Futures	-
Related Options	-




5Y



Information about previous performance does not guarantee future performance.

Source: FactSet

Recent research

on market			
Date		Headline	Download
2024/08/12		Global Equity Ratings	
2024/07/24		Global Equity Ratings	
2024/07/12		Global Equity Ratings	
2024/07/03		Global Strategy 3Q 2024	
2024/06/21		Global Equity Ratings	

Details

2024/08/16 21:59:08

Price
3.42 USDDifference  -3.93% (-0.14)

General attributes

ISIN	US0287191029
Symbol	AONC
Exchange	FINRA other OTC Issues
Currency	USD
Sector	-
Security type	Stock
Market cap (m)	41 EUR
Benchmark	S&P 500

Market data

Bid (Bid size)	-
Ask (Ask size)	-
Open	3.80 USD
High	3.80 USD
Low	3.31 USD
Close (prev. day)	3.56 USD
VWAP	3.526975 USD
Volume (pcs)	8,610
Trading volume	30,373.00
Number of trades	52
Last size	285

Performance and Risk

	6m	1Y	3Y
Perf (%)	-39.89%	-67.40%	-
Perf (abs.)	-2.27	-7.07	-
Beta	2.40	2.63	1.34
Volatility	170.54	202.70	118.51

5Y




Information about previous performance does not guarantee future performance.
Source: FactSet

Price data

Ø price 5 days Ø volume 5 days (pcs.)	3.45 USD (12,618)
Ø price 30 days Ø volume 30 days (pcs.)	2.44 USD (33,658)
Ø price 100 days Ø volume 100 days (pcs.)	3.01 USD (110,480)
Ø price 250 days Ø volume 250 days (pcs.)	5.52 USD (105,315)
YTD High date	6.55 USD (2024/01/09)
YTD Low date	1.01 USD (2024/06/28)
52 Weeks High date	39.60 USD (2023/09/18)
52 Weeks Low date	1.01 USD (2024/06/28)

Arbitrage views

Exchange 	Date	Time	Price	Trading volume (mio.)	Number of trades
FINRA other OTC Issues	2024/08/16	21:59	3.42 USD	0.03	52

Company profile

Company Logo

Company Profile

Contact Details

DIGITAL TRANSFORMATION
OPPORTUNITIES CORP.

--

Telefon: -

Fax: -

E-mail: -