

LINEA DIRECTA ASEGURADORA SA EUR0.04

ISIN: **ES0105546008** WKN: -

Overview

2024/07/11 17:36:07

Price

1.132 EUR

Difference  -0.18% (-0.00)

General attributes

ISIN	ES0105546008
Symbol	LDA
Exchange	BME Continuous Market
Currency	EUR
Sector	-
Security type	Stock
Market cap (m)	1,232 EUR
Benchmark	IBEX 35

Market data

Bid (Bid size)	-
Ask (Ask size)	-
Open	1.146 EUR
High	1.148 EUR
Low	1.13 EUR
Close (prev. day)	1.134 EUR
VWAP	1.133436 EUR
Volume (pcs)	365,263
Trading volume	414,002.12
Number of trades	232
Last size	4,436

Futures and Options

Related Futures	-
Related Options	-

5Y













Information about previous performance does not guarantee future performance.

Source: FactSet

Recent research

on market

Date		Headline	Download
2024/07/03		Global Strategy 3Q 2024	
2024/06/21		Global Equity Ratings	
2024/06/14		Global Equity Ratings	
2024/04/26		Global Equity Ratings	
2024/03/26		Global Strategy 2Q 2024	

Details

2024/07/11 17:36:07

Price

1.132 EUR

Difference ▼ -0.18% (-0.00)

General attributes

ISIN	ES0105546008
Symbol	LDA
Exchange	BME Continuous Market
Currency	EUR
Sector	-
Security type	Stock
Market cap (m)	1,232 EUR
Benchmark	IBEX 35

Market data

Bid (Bid size)	-
Ask (Ask size)	-
Open	1.146 EUR
High	1.148 EUR
Low	1.13 EUR
Close (prev. day)	1.134 EUR
VWAP	1.133436 EUR
Volume (pcs)	365,263
Trading volume	414,002.12
Number of trades	232
Last size	4,436

Performance and Risk

	6m	1Y	3Y
Perf (%)	+24.40%	+29.97%	-37.30%
Perf (abs.)	+0.22	+0.26	-0.67
Beta	0.16	0.29	0.55
Volatility	24.14	22.56	24.91

5Y



Information about previous performance does not guarantee future performance.

Source: FactSet

Price data

Ø price 5 days Ø volume 5 days (pcs.)	1.136 EUR (433,371)
Ø price 30 days Ø volume 30 days (pcs.)	1.145 EUR (986,777)
Ø price 100 days Ø volume 100 days (pcs.)	1.020 EUR (1,056,089)
Ø price 250 days Ø volume 250 days (pcs.)	0.943 EUR (782,594)
YTD High date	1.206 EUR (2024/06/05)
YTD Low date	0.833 EUR (2024/03/18)
52 Weeks High date	1.206 EUR (2024/06/05)
52 Weeks Low date	0.802 EUR (2023/11/01)

All listings for LINEA DIRECTA ASEGURADORA SA EUR0.04

Exchange	Date	Time	Price	Trading volume (mio.)	Number of trades
Stuttgart	2024/07/12	08:09	1.104 EUR	0.00	1
Munich	2024/07/12	08:03	1.166 EUR	0.00	1
Frankfurt	2024/07/12	08:59	1.104 EUR	0.00	1
FINRA other OTC Issues	2024/06/06	18:06	1.19 USD	0.07	1
BME Continuous	2024/07/11	17:36	1.132 EUR	0.41	232

Company profile

Company Logo

Contact Details

LÍNEA DIRECTA ASEGURADORA SA

--

Telefon: -

Fax: -

E-mail: -

Company Profile

-