


EQUINOR ASA

ISIN: NO0010096985 WKN: -


Overview

2024/05/03 08:02:31		
Price	25.275 EUR	
Difference		0.26% (0.07)

General attributes		
ISIN	NO0010096985	
Symbol	EQNR	
Exchange	Stuttgart	
Currency	EUR	
Sector	Energy / Commodities	
Security type	Stock	
Market cap (m)	75,025 EUR	
Benchmark	NORWAY OSLO BORS ALL SHARE(TRG)	

Market data		
Bid (Bid size)	25.275 EUR (500)	
Ask (Ask size)	25.365 EUR (500)	
Open	25.275 EUR	
High	25.275 EUR	
Low	25.275 EUR	
Close (prev. day)	25.21 EUR	
VWAP	-	
Volume (pcs)	0	
Trading volume	0.00	
Number of trades	1	
Last size	0	











Futures and Options		
Related Futures	37	
Related Options	-	

PDF Downloads		
Company report: EQUINOR ASA		




Information about previous performance does not guarantee future performance.
Source: FactSet

Recent research

on instrument		on sector	
Date		Headline	Download
2024/04/26		Global Equity Ratings	
2024/04/03		Global Equity Ratings	
2024/03/13		Global Equity Ratings	
2024/02/22		Global Equity Ratings	
2024/02/14		Global Equity Ratings	

Details

2024/05/03 08:02:31		
Price	25.275 EUR	
Difference		0.26% (0.07)

General attributes	
ISIN	NO0010096985
Symbol	EQNR
Exchange	Stuttgart
Currency	EUR
Sector	Energy / Commodities
Security type	Stock
Market cap (m)	75,025 EUR
Benchmark	NORWAY OSLO BORS ALL SHARE(TRG)

Market data	
Bid (Bid size)	25.275 EUR (500)
Ask (Ask size)	25.365 EUR (500)
Open	25.275 EUR
High	25.275 EUR
Low	25.275 EUR
Close (prev. day)	25.21 EUR
VWAP	-
Volume (pcs)	0
Trading volume	0.00
Number of trades	1
Last size	0

Performance and Risk			
	6m	1Y	3Y
Perf (%)	-20.59%	+0.92%	+47.27%
Perf (abs.)	-6.54	+0.23	+8.09
Beta	1.80	1.67	1.51
Volatility	29.93	30.57	35.97



Information about previous performance does not guarantee future performance.
Source: FactSet

Price data	
Ø price 5 days Ø volume 5 days (pcs.)	25.564 EUR (1,350)
Ø price 30 days Ø volume 30 days (pcs.)	25.422 EUR (1,406)
Ø price 100 days Ø volume 100 days (pcs.)	25.898 EUR (2,699)
Ø price 250 days Ø volume 250 days (pcs.)	27.528 EUR (2,356)
YTD High date	29.970 EUR (2024/01/04)
YTD Low date	22.665 EUR (2024/02/15)
52 Weeks High date	33.060 EUR (2023/10/16)
52 Weeks Low date	22.665 EUR (2024/02/15)

All listings for EQUINOR ASA					
Exchange 	Date	Time	Price	Trading volume (mio.)	Number of trades
Tradegate	2024/05/03	08:07	25.335 EUR	0.02	5
Stuttgart	2024/05/03	08:02	25.275 EUR	0.00	1
Munich	2024/05/03	08:03	25.265 EUR	0.00	1
London Stock Exchange European Trade Reporting	2024/05/02	16:20	297.50 NOK	0.00	6
Hanover	2024/	08:00	25.30 EUR	0.00	1

	05/03					
Hamburg	2024/ 05/03	08:00	25.30	EUR	0.00	1
Frankfurt	2024/ 05/03	08:00	25.385	EUR	0.01	1
First North Stockholm	2024/ 05/02	16:01	299.60	NOK	0.15	7
FINRA other OTC Issues	2024/ 05/02	20:50	27.13	USD	0.04	5
Duesseldorf	2024/ 05/02	08:10	25.12	EUR	0.00	3
Berlin	2024/ 05/03	08:04	25.265	EUR	0.00	1

Company profile

Company Logo



Contact Details

EQUINOR ASA

- -

Forusbeen 50 - 4035 Stavanger

Telefon: +47-51-99-00-00

Fax: +

E-mail: -

PDF Downloads

Company report: EQUINOR ASA



Company Profile

Equinor ASA engages in the exploration, production, transport, refining, and marketing of petroleum and petroleum-derived products. It operates through the following segments: Exploration and Production Norway, Exploration and Production International, Exploration and Production USA, Marketing, Midstream, and Processing, Renewables, and Other. The Exploration and Production Norway segment includes the commercial development of oil and gas portfolios on the Norwegian continental shelf. The Exploration and Production International segment covers offshore and onshore activities in the USA, Mexico, and other operations worldwide. The Exploration and Production USA segment covers both onshore and offshore exploration, development, and Production of oil and gas in the USA. The Marketing, Midstream, and Processing segment markets and trades of crude oil and condensate, natural gas, NGL and refined products. The Renewables segment focuses on offshore wind, and integrated solutions for onshore renewables. The Other segment includes projects, drilling and procurement, the business area technology, digital and innovation, and corporate staffs and support functions. The company was founded on September 18, 1972, and is headquartered in Stavanger, Norway.

Members of Management Board

Anders Opedal	Chairman of Managing Board
Aksel Stenerud	Member of Executive Committee
Geir Tungesvik	Member of Executive Committee
Hege Skryseth	Member of Executive Committee
Irene Rummelhoff	Member of Executive Committee
Jannicke Nilsson	Member of Executive Committee
Jannik Lindbok	Member of Executive Committee
Kjetil Hove	Member of Executive Committee
Pal Eitheim	Member of Executive Committee
Philippe Francois Mathieu	Member of Executive Committee
Siv Helen Rygh Torstensen	Member of Executive Committee
Torgim Reitan	Member of Executive Committee

Board of directors

Jon Erik Reinhardsen	Chairman of Supervisory Board
Jonathan Lewis	Member of Supervisory Board
Anne Drinkwater	Member of Supervisory Board
Finn Bjørn Ruyter	Member of Supervisory Board
Haakon Bruun-Hanssen	Member of Supervisory Board
Hilde Møllerstad	Member of Supervisory Board
Mikael Karlsson	Member of Supervisory Board
Per Labråthen	Member of Supervisory Board
Rebekka Glasser Herlofsen	Member of Supervisory Board
Stig Læg Reid	Member of Supervisory Board
Tove Andersen	Member of Supervisory Board