

## CRISPR THERAPEUTICS AG

ISIN: CH0334081137 WKN: H17182108

## Overview

2024/09/06 15:32:56

Price

45.13 USD

Difference  -2.46% (-1.14)

## General attributes

ISIN CH0334081137

Symbol CRSP

Exchange London Stock Exchange

Currency USD

Sector Chemical / Pharmaceutical / Health

Security type Stock

Market cap (m) 3,819 EUR

Benchmark S&amp;P 500

## Market data

Bid (Bid size) - (0)

Ask (Ask size) - (0)

Open 45.25 USD

High 45.25 USD

Low 45.13 USD

Close (prev. day) 46.2683 USD

VWAP 45.19 USD

Volume (pcs) 100

Trading volume 4,519.00

Number of trades 2

Last size 50

## Futures and Options

Related Futures -

Related Options -








5Y



Information about previous performance does not guarantee future performance.

Source: FactSet

## Recent research

on sector		on market	
Date		Headline	Download
2024/09/11		Global Equity Ratings	
2024/09/05		Global Equity Ratings	
2024/08/12		Global Equity Ratings	
2024/07/24		Global Equity Ratings	
2024/07/12		Global Equity Ratings	

## Details

2024/09/06 15:32:56

## Price

45.13 USD

Difference ▼ -2.46% (-1.14)

## General attributes

ISIN	CH0334081137
Symbol	CRSP
Exchange	London Stock Exchange
Currency	USD
Sector	Chemical / Pharmaceutical / Health
Security type	Stock
Market cap (m)	3,819 EUR
Benchmark	S&P 500

## Market data

Bid (Bid size)	- (0)
Ask (Ask size)	- (0)
Open	45.25 USD
High	45.25 USD
Low	45.13 USD
Close (prev. day)	46.2683 USD
VWAP	45.19 USD
Volume (pcs)	100
Trading volume	4,519.00
Number of trades	2
Last size	50

## Performance and Risk

	6m	1Y	3Y
Perf (%)	-	-	-
Perf (abs.)	-	-	-
Beta	-	-	-
Volatility	9.07	19.01	15.99

5Y



Information about previous performance does not guarantee future performance.  
Source: FactSet

## Price data

Ø price 5 days   Ø volume 5 days (pcs.)	- USD (222)
Ø price 30 days   Ø volume 30 days (pcs.)	47.02 USD (454)
Ø price 100 days   Ø volume 100 days (pcs.)	53.28 USD (479)
Ø price 250 days   Ø volume 250 days (pcs.)	58.87 USD (698)
YTD High   date	88.00 USD (2024/02/15)
YTD Low   date	45.13 USD (2024/09/06)
52 Weeks High   date	88.00 USD (2024/02/15)
52 Weeks Low   date	39.38 USD (2023/10/26)

## Arbitrage views

Exchange	Date	Time	Price	Trading volume (mio.)	Number of trades
Stuttgart	2019/06/28	20:00	40.80 EUR	0.01	8
Nasdaq	2024/09/17	22:00	49.87 USD	94.78	29,305
London Stock Exchange	2024/09/06	15:32	45.13 USD	0.00	2
Frankfurt	2019/06/28	15:43	40.00 EUR	0.00	4
Duesseldorf	2019/06/28	08:10	39.20 EUR	0.00	2

	28						
Berlin	2019/06/28	18:42	41.20	EUR	0.00		13

## Company profile

### Company Logo

#### Contact Details

CRISPR THERAPEUTICS

--

----

Telefon: -

Fax: -

E-mail: -

### Company Profile

-