

BERGENBIO ASA

ISIN: NO0013251173 WKN: -

Overview

2024/05/29 08:11:16

Price

0.0116 EUR

Difference  2.65% (0.00)

General attributes

ISIN NO0013251173

Symbol BGBIO

Exchange Duesseldorf

Currency EUR

Sector Chemical / Pharmaceutical / Health

Security type Stock

Market cap (m) 41 EUR

Benchmark NORWAY OSLO BORS ALL SHARE(TRG)

Market data

Bid (Bid size) -

Ask (Ask size) -

Open 0.0116 EUR

High 0.0116 EUR

Low 0.0116 EUR

Close (prev. day) 0.0113 EUR

VWAP -

Volume (pcs) 0

Trading volume 0.00

Number of trades 3

Last size 0

Futures and Options

Related Futures -

Related Options -

5Y













Information about previous performance does not guarantee future performance.

Source: FactSet

Recent research

on sector

Date	Headline	Download
2024/06/21	 Global Equity Ratings	
2024/06/14	 Global Equity Ratings	
2024/05/29	 Global Equity Ratings	
2024/04/26	 Global Equity Ratings	
2024/04/03	 Global Equity Ratings	

Details

2024/05/29 08:11:16

Price

0.0116 EUR

Difference ▲ 2.65% (0.00)

General attributes

ISIN	NO0013251173
Symbol	BGBIO
Exchange	Duesseldorf
Currency	EUR
Sector	Chemical / Pharmaceutical / Health
Security type	Stock
Market cap (m)	41 EUR
Benchmark	NORWAY OSLO BORS ALL SHARE(TRG)

Market data

Bid (Bid size)	-
Ask (Ask size)	-
Open	0.0116 EUR
High	0.0116 EUR
Low	0.0116 EUR
Close (prev. day)	0.0113 EUR
VWAP	-
Volume (pcs)	0
Trading volume	0.00
Number of trades	3
Last size	0

Performance and Risk

	6m	1Y	3Y
Perf (%)	-11.45%	-61.97%	-95.45%
Perf (abs.)	-0.15	-1.89	-24.36
Beta	6.03	1.92	1.40
Volatility	96.25	160.25	163.09

5Y



Information about previous performance does not guarantee future performance.
Source: FactSet

Price data

Ø price 5 days Ø volume 5 days (pcs.)	1.0900 EUR (0)
Ø price 30 days Ø volume 30 days (pcs.)	1.1703 EUR (0)
Ø price 100 days Ø volume 100 days (pcs.)	1.7203 EUR (0)
Ø price 250 days Ø volume 250 days (pcs.)	1.4686 EUR (0)
YTD High date	2.8200 EUR (2024/01/08)
YTD Low date	1.0000 EUR (2024/05/15)
52 Weeks High date	3.1300 EUR (2023/06/05)
52 Weeks Low date	0.4200 EUR (2023/07/04)

All listings for BERGENBIO ASA

Exchange 📍	Date	Time	Price	Trading volume (mio.)	Number of trades
Tradegate	2024/06/28	22:02	1.042 EUR	0.00	1
Stuttgart	2024/06/28	15:36	1.02 EUR	0.00	9
Munich	2024/06/28	08:03	1.054 EUR	0.00	1
London Stock Exchange	2024/06/17	10:18	11.402 NOK	0.00	1
Frankfurt	2024/06/21	21:41	1.022 EUR	0.00	3

	28					
First North Stockholm	2023/02/ 01	13:41	77.9003 NOK	0.00		3
Duesseldorf	2024/05/ 29	08:11	0.0116 EUR	0.00		3
Berlin	2024/06/ 28	21:43	1.04 EUR	0.00		19

Company profile

Company Logo

Contact Details

BERGENBIO

--

Telefon: -

Fax: -

E-mail: -

Company Profile

-