

## VISTRA CORP COM USD0.01

ISIN: **US92840M1027** WKN: **92840M102**

## Overview

2024/06/12 18:09:42

Price

92.33 USD

Difference  -0.49% (-0.45)

## General attributes

ISIN	US92840M1027
Symbol	VST
Exchange	London Stock Exchange
Currency	USD
Sector	-
Security type	Stock
Market cap (m)	27,369 EUR
Benchmark	S&P 500

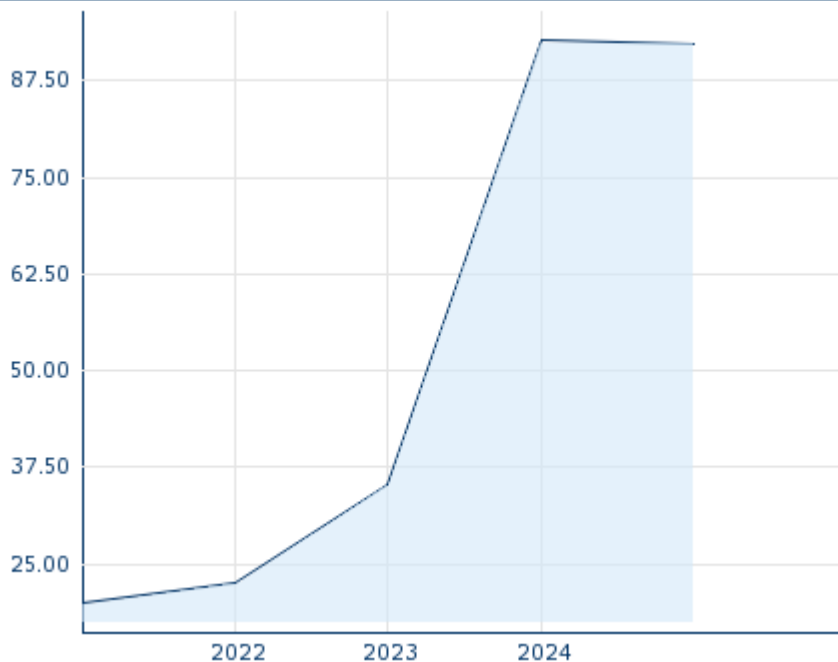
## Market data

Bid (Bid size)	-
Ask (Ask size)	-
Open	92.33 USD
High	92.33 USD
Low	92.33 USD
Close (prev. day)	92.78 USD
VWAP	92.33 USD
Volume (pcs)	25
Trading volume	2,308.25
Number of trades	1
Last size	25

## Futures and Options




Related Futures	-
Related Options	-

5Y



Information about previous performance does not guarantee future performance.  
Source: FactSet

## Recent research

on market			
Date		Headline	Download
2024/07/12		Global Equity Ratings	
2024/07/08		Akciové trhy - denní zpráva	
2024/07/03		Global Strategy 3Q 2024	
2024/06/21		Global Equity Ratings	
2024/05/29		Global Equity Ratings	

## Details

2024/06/12 18:09:42

## Price

92.33 USD

Difference ▼ -0.49% (-0.45)

## General attributes

ISIN	US92840M1027
Symbol	VST
Exchange	London Stock Exchange
Currency	USD
Sector	-
Security type	Stock
Market cap (m)	27,369 EUR
Benchmark	S&P 500

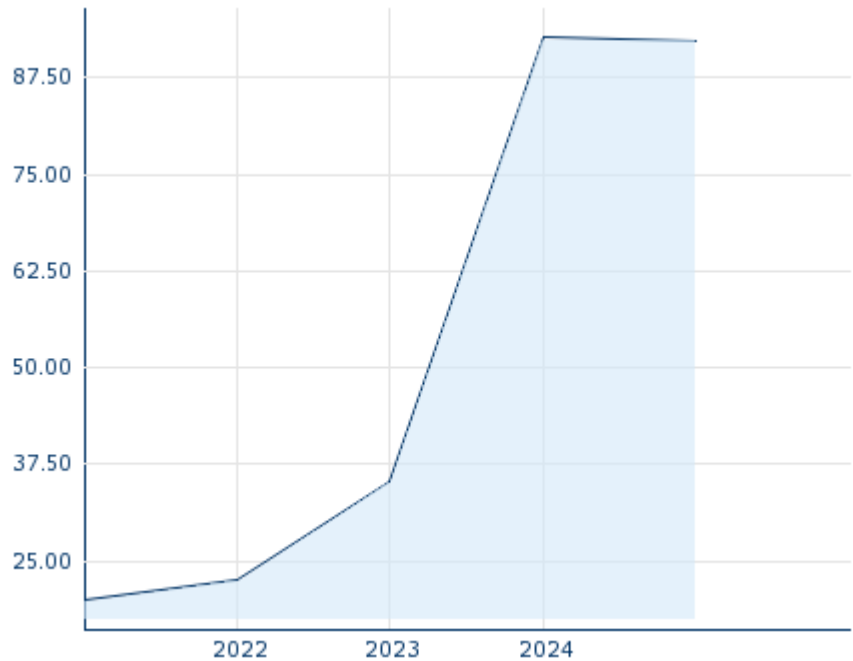
## Market data

Bid (Bid size)	-
Ask (Ask size)	-
Open	92.33 USD
High	92.33 USD
Low	92.33 USD
Close (prev. day)	92.78 USD
VWAP	92.33 USD
Volume (pcs)	25
Trading volume	2,308.25
Number of trades	1
Last size	25

## Performance and Risk

	6m	1Y	3Y
Perf (%)	-	-	-
Perf (abs.)	-	-	-
Beta	1.28	0.86	0.81
Volatility	-	-	-

5Y



Information about previous performance does not guarantee future performance.  
Source: FactSet

## Price data

Ø price 5 days   Ø volume 5 days (pcs.)	- USD (397)
Ø price 30 days   Ø volume 30 days (pcs.)	92.33 USD (439)
Ø price 100 days   Ø volume 100 days (pcs.)	92.56 USD (725)
Ø price 250 days   Ø volume 250 days (pcs.)	73.51 USD (341)
YTD High   date	92.78 USD (2024/05/20)
YTD Low   date	92.33 USD (2024/06/12)
52 Weeks High   date	92.78 USD (2024/05/20)
52 Weeks Low   date	35.41 USD (2023/11/28)

## All listings for VISTRA CORP COM USD0.01

Exchange	Date	Time	Price	Trading volume (mio.)	Number of trades
Tradegate	2024/07/16	22:26	78.76 EUR	0.07	17
Stuttgart	2024/07/16	21:22	77.78 EUR	0.00	10
NYSE	2024/07/16	22:00	85.87 USD	427.50	77,512
Munich	2024/07/16	08:04	79.60 EUR	0.00	1
London Stock	2024/06/12	18:09	92.33 USD	0.00	1

Exchange	12						
Frankfurt	2024/07/16	08:10	78.44	EUR	0.00		2
Duesseldorf	2024/07/16	19:30	79.38	EUR	0.00		7
Berlin	2024/07/16	21:00	79.02	EUR	0.00		10

## Company profile

### Company Logo

#### Contact Details

VISTRA CORP

--

----

Telefon: -

Fax: -

E-mail: -

### Company Profile

-