

BORREGAARD ASA

ISIN: NO0010657505 WKN: -

Overview

2024/07/29 08:11:21

Price

15.30 EUR

Difference  0.26% (0.04)

General attributes

ISIN NO0010657505

Symbol BRG

Exchange Duesseldorf

Currency EUR

Sector Chemical / Pharmaceutical / Health

Security type Stock

Market cap (m) 1,555 EUR

Benchmark NORWAY OSLO BORS ALL SHARE(TRG)

Market data

Bid (Bid size) -

Ask (Ask size) -

Open 15.30 EUR

High 15.30 EUR

Low 15.30 EUR

Close (prev. day) 15.26 EUR

VWAP -

Volume (pcs) 0

Trading volume 0.00

Number of trades 2

Last size 0

Futures and Options

Related Futures -

Related Options -

5Y













Information about previous performance does not guarantee future performance.

Source: FactSet

Recent research

on sector

Date		Headline	Download
2024/07/24		Global Equity Ratings	
2024/07/12		Global Equity Ratings	
2024/06/21		Global Equity Ratings	
2024/06/14		Global Equity Ratings	
2024/05/29		Global Equity Ratings	

Details

2024/07/29 08:11:21

Price

15.30 EUR

Difference ▲ 0.26% (0.04)

General attributes

ISIN	NO0010657505
Symbol	BRG
Exchange	Duesseldorf
Currency	EUR
Sector	Chemical / Pharmaceutical / Health
Security type	Stock
Market cap (m)	1,555 EUR
Benchmark	NORWAY OSLO BORS ALL SHARE(TRG)

Market data

Bid (Bid size)	-
Ask (Ask size)	-
Open	15.30 EUR
High	15.30 EUR
Low	15.30 EUR
Close (prev. day)	15.26 EUR
VWAP	-
Volume (pcs)	0
Trading volume	0.00
Number of trades	2
Last size	0

Performance and Risk

	6m	1Y	3Y
Perf (%)	+3.94%	+4.08%	-30.77%
Perf (abs.)	+0.58	+0.60	-6.80
Beta	0.28	0.39	0.48
Volatility	27.94	28.05	31.64

5Y



Information about previous performance does not guarantee future performance.
Source: FactSet

Price data

Ø price 5 days Ø volume 5 days (pcs.)	15.30 EUR (0)
Ø price 30 days Ø volume 30 days (pcs.)	16.33 EUR (0)
Ø price 100 days Ø volume 100 days (pcs.)	16.34 EUR (0)
Ø price 250 days Ø volume 250 days (pcs.)	14.99 EUR (0)
YTD High date	17.72 EUR (2024/05/28)
YTD Low date	13.56 EUR (2024/01/19)
52 Weeks High date	17.72 EUR (2024/05/28)
52 Weeks Low date	12.44 EUR (2023/10/26)

All listings for BORREGAARD ASA

Exchange ⊕	Date	Time	Price	Trading volume (mio.)	Number of trades
Tradegate	2024/07/29	22:02	15.62 EUR	0.00	1
Stuttgart	2024/07/29	15:32	15.52 EUR	0.00	9
Munich	2024/07/29	08:11	15.42 EUR	0.00	1
London Stock Exchange European Trade Reporting	2024/07/29	16:20	185.20 NOK	0.00	2
Frankfurt	2024/	08:33	15.10 EUR	0.00	2

	07/29					
First North Stockholm	2024/ 07/09	18:00	191.00 NOK	0.00		1
FINRA other OTC Issues	2024/ 04/08	18:41	17.40 USD	0.00		2
Duesseldorf	2024/ 07/29	08:11	15.30 EUR	0.00		2
Berlin	2024/ 07/29	21:43	15.62 EUR	0.00		19

Company profile

Company Logo



Company Profile

-

Contact Details

BORREGAARD

--

Telefon: -

Fax: -

E-mail: -