

BORREGAARD ASA

ISIN: NO0010657505 WKN: -

Overview

2024/06/28 08:11:14

Price

17.04 EUR

Difference  1.43% (0.24)

General attributes

ISIN NO0010657505

Symbol BRG

Exchange Duesseldorf

Currency EUR

Sector Chemical / Pharmaceutical / Health

Security type Stock

Market cap (m) 1,687 EUR

Benchmark NORWAY OSLO BORS ALL SHARE(TRG)

Market data

Bid (Bid size) -

Ask (Ask size) -

Open 17.04 EUR

High 17.04 EUR

Low 17.04 EUR

Close (prev. day) 16.80 EUR

VWAP -

Volume (pcs) 0

Trading volume 0.00

Number of trades 3

Last size 0

Futures and Options

Related Futures -

Related Options -

5Y













Information about previous performance does not guarantee future performance.

Source: FactSet

Recent research

on sector

Date		Headline	Download
2024/06/21		Global Equity Ratings	
2024/06/14		Global Equity Ratings	
2024/05/29		Global Equity Ratings	
2024/04/26		Global Equity Ratings	
2024/04/03		Global Equity Ratings	

Details

2024/06/28 08:11:14

Price

17.04 EUR

Difference ▲ 1.43% (0.24)

General attributes

ISIN NO0010657505

Symbol BRG

Exchange Duesseldorf

Currency EUR

Sector Chemical / Pharmaceutical / Health

Security type Stock

Market cap (m) 1,687 EUR

Benchmark NORWAY OSLO BORS ALL SHARE(TRG)

Market data

Bid (Bid size) -

Ask (Ask size) -

Open 17.04 EUR

High 17.04 EUR

Low 17.04 EUR

Close (prev. day) 16.80 EUR

VWAP -

Volume (pcs) 0

Trading volume 0.00

Number of trades 3

Last size 0

Performance and Risk

	6m	1Y	3Y
Perf (%)	+17.03%	+28.12%	-4.59%
Perf (abs.)	+2.48	+3.74	-0.82
Beta	0.31	0.46	0.47
Volatility	29.11	28.38	32.18

5Y



Information about previous performance does not guarantee future performance.

Source: FactSet

Price data

Ø price 5 days Ø volume 5 days (pcs.)	17.09 EUR (0)
Ø price 30 days Ø volume 30 days (pcs.)	16.86 EUR (0)
Ø price 100 days Ø volume 100 days (pcs.)	16.27 EUR (0)
Ø price 250 days Ø volume 250 days (pcs.)	14.84 EUR (0)
YTD High date	17.72 EUR (2024/05/28)
YTD Low date	13.56 EUR (2024/01/19)
52 Weeks High date	17.72 EUR (2024/05/28)
52 Weeks Low date	12.44 EUR (2023/10/26)

All listings for BORREGAARD ASA

Exchange ⬇	Date	Time	Price	Trading volume (mio.)	Number of trades
Tradegate	2024/06/28	22:26	16.74 EUR	0.00	1
Stuttgart	2024/06/28	15:36	16.84 EUR	0.00	11
Munich	2024/06/28	08:03	17.08 EUR	0.00	2
London Stock Exchange European Trade Reporting	2024/06/28	16:20	192.60 NOK	0.00	2
Frankfurt	2024/	08:31	16.92 EUR	0.00	2

	06/28					
First North Stockholm	2024/ 04/08	15:59	193.00 NOK	0.05		8
FINRA other OTC Issues	2024/ 04/08	18:41	17.40 USD	0.00		1
Duesseldorf	2024/ 06/28	08:11	17.04 EUR	0.00		3
Berlin	2024/ 06/28	21:43	16.68 EUR	0.00		19

Company profile

Company Logo



Company Profile

-

Contact Details

BORREGAARD

--

Telefon: -

Fax: -

E-mail: -