

TOKAI CARBON CO LTD

ISIN: JP3560800009 WKN: 5301

Overview

2024/07/11 08:19:29

Price
5.35 EURDifference  0.94% (0.05)

General attributes

ISIN	JP3560800009
Symbol	5301
Exchange	Berlin
Currency	EUR
Sector	Chemical / Pharmaceutical / Health
Security type	Stock
Market cap (m)	1,218 EUR
Benchmark	NIKKEI 225

Market data

Bid (Bid size)	-
Ask (Ask size)	-
Open	5.35 EUR
High	5.35 EUR
Low	5.35 EUR
Close (prev. day)	5.30 EUR
VWAP	-
Volume (pcs)	0
Trading volume	0.00
Number of trades	1
Last size	0

Futures and Options







Related Futures	-
Related Options	-

5Y



Information about previous performance does not guarantee future performance.
Source: FactSet

Recent research

on sector		on market	
Date		Headline	Download
2024/06/21		Global Equity Ratings	
2024/06/14		Global Equity Ratings	
2024/05/29		Global Equity Ratings	
2024/04/26		Global Equity Ratings	
2024/04/03		Global Equity Ratings	

Details

2024/07/11 08:19:29

Price

5.35 EUR

Difference ▲ 0.94% (0.05)

General attributes

ISIN	JP3560800009
Symbol	5301
Exchange	Berlin
Currency	EUR
Sector	Chemical / Pharmaceutical / Health
Security type	Stock
Market cap (m)	1,218 EUR
Benchmark	NIKKEI 225

Market data

Bid (Bid size)	-
Ask (Ask size)	-
Open	5.35 EUR
High	5.35 EUR
Low	5.35 EUR
Close (prev. day)	5.30 EUR
VWAP	-
Volume (pcs)	0
Trading volume	0.00
Number of trades	1
Last size	0

Performance and Risk

	6m	1Y	3Y
Perf (%)	-19.70%	-34.97%	-51.38%
Perf (abs.)	-1.30	-2.85	-5.60
Beta	0.55	0.72	1.10
Volatility	20.07	24.18	32.24

5Y



Information about previous performance does not guarantee future performance.
Source: FactSet

Price data

Ø price 5 days Ø volume 5 days (pcs.)	5.29 EUR (0)
Ø price 30 days Ø volume 30 days (pcs.)	5.47 EUR (0)
Ø price 100 days Ø volume 100 days (pcs.)	5.87 EUR (0)
Ø price 250 days Ø volume 250 days (pcs.)	6.53 EUR (0)
YTD High date	6.60 EUR (2024/01/09)
YTD Low date	5.25 EUR (2024/07/05)
52 Weeks High date	8.00 EUR (2023/07/28)
52 Weeks Low date	5.25 EUR (2024/07/05)

Arbitrage views

Exchange ⊕	Date	Time	Price	Trading volume (mio.)	Number of trades
Tradegate	2024/07/11	22:02	5.40 EUR	0.00	1
Tokyo Stock Exchange	2024/07/11	08:00	948.50 JPY	16.83	3,551
Stuttgart	2024/07/11	08:14	5.40 EUR	0.00	3
Frankfurt	2024/07/11	08:06	5.35 EUR	0.00	1
FINRA other OTC	2024/02/	18:30	6.27 USD	0.02	4

Issues	13					
Duesseldorf	2024/07/ 11	19:31	5.35 EUR	0.00		5
Berlin	2024/07/ 11	08:19	5.35 EUR	0.00		1

Company profile

Company Logo



Company Profile

-

Contact Details

TOKAI CARBON

--

1-2-3, Kita-Aoyama, Minato-ku - 107-8636
Tokyo

Telefon: 03-3746-5100

Fax: 03-3405-7205

E-mail: -