

AZERION GROUP N.V EUR0.01

ISIN: **NL00150006Z9** WKN: -

Overview

2024/06/28 08:03:17

Price
1.626 EURDifference  0.00% (0.00)

General attributes

ISIN	NL00150006Z9
Symbol	AZRN
Exchange	Munich
Currency	EUR
Sector	Other
Security type	Stock
Market cap (m)	196 EUR
Benchmark	AMSTERDAM EXCHANGES INDEX

Market data

Bid (Bid size)	-
Ask (Ask size)	-
Open	1.626 EUR
High	1.626 EUR
Low	1.626 EUR
Close (prev. day)	1.626 EUR
VWAP	1.535 EUR
Volume (pcs)	0
Trading volume	0.00
Number of trades	1
Last size	0

Futures and Options

Related Futures	-
Related Options	-

PDF Downloads










Company report: AZERION GROUP N.V EUR0.01 

5Y



Information about previous performance does not guarantee future performance.
Source: FactSet

Recent research

on sector		on market	
Date		Headline	Download
2024/06/21		Global Equity Ratings	
2024/06/14		Global Equity Ratings	
2024/05/29		Global Equity Ratings	
2024/04/26		Global Equity Ratings	
2024/04/03		Global Equity Ratings	

Details

2024/06/28 08:03:17

Price

1.626 EUR

Difference ➔ 0.00% (0.00)

General attributes

ISIN	NL00150006Z9
Symbol	AZRN
Exchange	Munich
Currency	EUR
Sector	Other
Security type	Stock
Market cap (m)	196 EUR
Benchmark	AMSTERDAM EXCHANGES INDEX

Market data

Bid (Bid size)	-
Ask (Ask size)	-
Open	1.626 EUR
High	1.626 EUR
Low	1.626 EUR
Close (prev. day)	1.626 EUR
VWAP	1.535 EUR
Volume (pcs)	0
Trading volume	0.00
Number of trades	1
Last size	0

Performance and Risk

	6m	1Y	3Y
Perf (%)	-20.29%	-37.70%	-83.08%
Perf (abs.)	-0.41	-0.98	-7.98
Beta	0.44	0.42	0.31
Volatility	18.32	25.27	44.00

5Y



Information about previous performance does not guarantee future performance.
Source: FactSet

Price data

Ø price 5 days Ø volume 5 days (pcs.)	1.626 EUR (0)
Ø price 30 days Ø volume 30 days (pcs.)	1.623 EUR (0)
Ø price 100 days Ø volume 100 days (pcs.)	1.602 EUR (2)
Ø price 250 days Ø volume 250 days (pcs.)	1.963 EUR (2)
YTD High date	1.950 EUR (2024/01/02)
YTD Low date	1.535 EUR (2024/03/07)
52 Weeks High date	2.660 EUR (2023/08/10)
52 Weeks Low date	1.535 EUR (2024/03/07)

All listings for AZERION GROUP N.V EUR0.01

Exchange ⊕	Date	Time	Price	Trading volume (mio.)	Number of trades
Stuttgart	2024/06/28	16:29	1.554 EUR	0.00	9
Munich	2024/06/28	08:03	1.626 EUR	0.00	1
Frankfurt	2024/06/28	09:23	1.504 EUR	0.00	3
Euronext Amsterdam	2024/06/28	17:35	1.628 EUR	0.04	85
Duesseldorf	2024/06/28	08:12	1.542 EUR	0.00	3

Company profile

Company Logo

Contact Details

AZERION GROUP NV

--

Boeing Avenue 30 - 1119 PE Schiphol-Rijk

Telefon: +31-20-760-20-40

Fax: +

E-mail: info@azerion.com

PDF Downloads

Company report: AZERION GROUP
N.V EUR0.01



Company Profile

Azerion Group NV engages in the operation of digital entertainment and media platforms. It operates through Platform and Premium Games segments. The Platform segment contains advertising, casual games, games distribution, Fanzone, and ecommerce activities. The Premium Games segment includes user engagement titles, monetized primarily through in-app purchases. The company was founded by Atilla Aytekin and Umut Akpınar in 2013 and is headquartered in Schiphol-Rijk, the Netherlands.

Members of Management Board

Atilla Aytekin Chairman of Managing Board

Umut Akpınar Chairman of Managing Board

Ben Davey Member of Executive Committee

Joost Merks Member of Executive Committee

Sebastian Moesman Member of Executive Committee

Board of directors

Willem Paulus de Pundert Chairman of Supervisory Board

Chris Figeo Member of Supervisory Board

Florence von Erb Member of Supervisory Board

Katrin Brökelmann Member of Supervisory Board

Zafer Karatas Member of Supervisory Board