

AZERION GROUP N.V EUR0.01

ISIN: **NL00150006Z9** WKN: -

Overview

2024/06/28 09:23:50

Price
1.504 EURDifference  0.67% (0.01)

General attributes

ISIN	NL00150006Z9
Symbol	AZRN
Exchange	Frankfurt
Currency	EUR
Sector	Other
Security type	Stock
Market cap (m)	196 EUR
Benchmark	AMSTERDAM EXCHANGES INDEX

Market data

Bid (Bid size)	-
Ask (Ask size)	-
Open	1.478 EUR
High	1.504 EUR
Low	1.478 EUR
Close (prev. day)	1.494 EUR
VWAP	1.80 EUR
Volume (pcs)	0
Trading volume	0.00
Number of trades	3
Last size	0

Futures and Options

Related Futures	-
Related Options	-

PDF Downloads










Company report: AZERION GROUP N.V EUR0.01 

5Y



Information about previous performance does not guarantee future performance.
Source: FactSet

Recent research

on sector		on market	
Date		Headline	Download
2024/06/21		Global Equity Ratings	
2024/06/14		Global Equity Ratings	
2024/05/29		Global Equity Ratings	
2024/04/26		Global Equity Ratings	
2024/04/03		Global Equity Ratings	

Details

2024/06/28 09:23:50

Price

1.504 EUR

Difference ▲ 0.67% (0.01)

General attributes

ISIN	NL00150006Z9
Symbol	AZRN
Exchange	Frankfurt
Currency	EUR
Sector	Other
Security type	Stock
Market cap (m)	196 EUR
Benchmark	AMSTERDAM EXCHANGES INDEX

Market data

Bid (Bid size)	-
Ask (Ask size)	-
Open	1.478 EUR
High	1.504 EUR
Low	1.478 EUR
Close (prev. day)	1.494 EUR
VWAP	1.80 EUR
Volume (pcs)	0
Trading volume	0.00
Number of trades	3
Last size	0

Performance and Risk

	6m	1Y	3Y
Perf (%)	-13.56%	-37.59%	-84.15%
Perf (abs.)	-0.24	-0.91	-7.99
Beta	0.44	0.42	0.31
Volatility	35.53	52.40	60.98

5Y



Information about previous performance does not guarantee future performance.
Source: FactSet

Price data

Ø price 5 days Ø volume 5 days (pcs.)	1.494 EUR (0)
Ø price 30 days Ø volume 30 days (pcs.)	1.549 EUR (0)
Ø price 100 days Ø volume 100 days (pcs.)	1.571 EUR (6)
Ø price 250 days Ø volume 250 days (pcs.)	1.831 EUR (102)
YTD High date	1.800 EUR (2024/04/30)
YTD Low date	1.420 EUR (2024/01/30)
52 Weeks High date	2.740 EUR (2023/08/30)
52 Weeks Low date	1.420 EUR (2024/01/30)

All listings for AZERION GROUP N.V EUR0.01

Exchange ⊕	Date	Time	Price	Trading volume (mio.)	Number of trades
Stuttgart	2024/06/28	16:29	1.554 EUR	0.00	9
Munich	2024/06/28	08:03	1.626 EUR	0.00	1
Frankfurt	2024/06/28	09:23	1.504 EUR	0.00	3
Euronext Amsterdam	2024/06/28	17:35	1.628 EUR	0.04	85
Duesseldorf	2024/06/28	08:12	1.542 EUR	0.00	3

Company profile

Company Logo

Contact Details

AZERION GROUP NV

--

Boeing Avenue 30 - 1119 PE Schiphol-Rijk

Telefon: +31-20-760-20-40

Fax: +

E-mail: info@azerion.com

PDF Downloads

Company report: AZERION GROUP
N.V EUR0.01



Company Profile

Azerion Group NV engages in the operation of digital entertainment and media platforms. It operates through Platform and Premium Games segments. The Platform segment contains advertising, casual games, games distribution, Fanzone, and ecommerce activities. The Premium Games segment includes user engagement titles, monetized primarily through in-app purchases. The company was founded by Atilla Aytekin and Umut Akpınar in 2013 and is headquartered in Schiphol-Rijk, the Netherlands.

Members of Management Board

Atilla Aytekin	Chairman of Managing Board
Umut Akpınar	Chairman of Managing Board
Ben Davey	Member of Executive Committee
Joost Merks	Member of Executive Committee
Sebastian Moesman	Member of Executive Committee

Board of directors

Willem Paulus de Pundert	Chairman of Supervisory Board
Chris Figeet	Member of Supervisory Board
Florence von Erb	Member of Supervisory Board
Katrin Brökelmann	Member of Supervisory Board
Zafer Karatas	Member of Supervisory Board