

CTP N.V EUR0.16

ISIN: NL00150006R6 WKN: -

Overview

2024/06/25 12:25:02

Price
395.00 CZKDifference  -0.75% (-3.00)

General attributes

ISIN	NL00150006R6
Symbol	-
Exchange	Prague Stock Exchange
Currency	CZK
Sector	-
Security type	Stock
Market cap (m)	7,143 EUR
Benchmark	AMSTERDAM EXCHANGES INDEX

Market data

Bid (Bid size)	-
Ask (Ask size)	-
Open	398.00 CZK
High	398.00 CZK
Low	395.00 CZK
Close (prev. day)	398.00 CZK
VWAP	396.333333 CZK
Volume (pcs)	45
Trading volume	17,835.00
Number of trades	3
Last size	25

Futures and Options










Related Futures	-
Related Options	-

5Y



Information about previous performance does not guarantee future performance.
Source: FactSet

Recent research

on market			
Date		Headline	Download
2024/06/21		Global Equity Ratings	
2024/06/14		Global Equity Ratings	
2024/04/26		Global Equity Ratings	
2024/03/26		Global Strategy 2Q 2024	
2024/03/13		Global Equity Ratings	

Details

2024/06/25 12:25:02

Price

395.00 CZK

Difference ▼ -0.75% (-3.00)

General attributes

ISIN	NL00150006R6
Symbol	-
Exchange	Prague Stock Exchange
Currency	CZK
Sector	-
Security type	Stock
Market cap (m)	7,143 EUR
Benchmark	AMSTERDAM EXCHANGES INDEX

Market data

Bid (Bid size)	-
Ask (Ask size)	-
Open	398.00 CZK
High	398.00 CZK
Low	395.00 CZK
Close (prev. day)	398.00 CZK
VWAP	396.333333 CZK
Volume (pcs)	45
Trading volume	17,835.00
Number of trades	3
Last size	25

Performance and Risk

	6m	1Y	3Y
Perf (%)	+5.33%	+40.07%	-9.20%
Perf (abs.)	+20.00	+113.00	-40.00
Beta	0.52	0.72	0.85
Volatility	25.26	26.02	33.73

5Y



Information about previous performance does not guarantee future performance.
Source: FactSet

Price data

Ø price 5 days Ø volume 5 days (pcs.)	399.84 CZK (317)
Ø price 30 days Ø volume 30 days (pcs.)	408.72 CZK (490)
Ø price 100 days Ø volume 100 days (pcs.)	404.34 CZK (441)
Ø price 250 days Ø volume 250 days (pcs.)	363.73 CZK (502)
YTD High date	430.00 CZK (2024/05/09)
YTD Low date	354.20 CZK (2024/01/05)
52 Weeks High date	430.00 CZK (2024/05/09)
52 Weeks Low date	279.60 CZK (2023/06/26)

Arbitrage views

Exchange ⊕	Date	Time	Price	Trading volume (mio.)	Number of trades
Tradegate	2024/06/25	22:26	15.76 EUR	0.00	10
Stuttgart	2024/06/25	15:32	15.54 EUR	0.00	8
Prague Stock Exchange	2024/06/25	12:25	395.00 CZK	0.02	3
Munich	2024/06/25	08:08	16.04 EUR	0.00	2
Frankfurt	2024/	17:20	15.68 EUR	0.00	1

	06/25					
FINRA other OTC Issues	2024/ 02/13	18:41	14.99 USD	0.01		1
Euronext Milan MTF Trading After Hours	-	-	-	0.00		-
Euronext Amsterdam	2024/ 06/25	17:35	15.72 EUR	0.92		305
Duesseldorf	2024/ 06/25	19:30	15.44 EUR	0.00		6
Berlin	2024/ 06/25	21:50	15.74 EUR	0.00		19

Company profile

Company Logo

Contact Details

CTP N.V

--

Telefon: -

Fax: -

E-mail: -

Company Profile

-