

## CTP N.V EUR0.16

ISIN: NL00150006R6 WKN: -

## Overview

2024/07/19 19:30:15

Price

16.14 EUR

Difference  -0.37% (-0.06)

## General attributes

ISIN NL00150006R6

Symbol -

Exchange Duesseldorf

Currency EUR

Sector -

Security type Stock

Market cap (m) 7,397 EUR

Benchmark AMSTERDAM EXCHANGES INDEX

## Market data

Bid (Bid size) -

Ask (Ask size) -

Open 16.44 EUR

High 16.44 EUR

Low 16.14 EUR

Close (prev. day) 16.20 EUR

VWAP -

Volume (pcs) 0

Trading volume 0.00

Number of trades 6

Last size 0

## Futures and Options

Related Futures -

Related Options -











5Y



Information about previous performance does not guarantee future performance.  
Source: FactSet

## Recent research

on market

Date	Headline	Download
2024/07/03	 Global Strategy 3Q 2024	
2024/06/21	 Global Equity Ratings	
2024/06/14	 Global Equity Ratings	
2024/04/26	 Global Equity Ratings	
2024/03/26	 Global Strategy 2Q 2024	

## Details

2024/07/19 19:30:15

## Price

16.14 EUR

Difference 📉 -0.37% (-0.06)

## General attributes

ISIN	NL00150006R6
Symbol	-
Exchange	Duesseldorf
Currency	EUR
Sector	-
Security type	Stock
Market cap (m)	7,397 EUR
Benchmark	AMSTERDAM EXCHANGES INDEX

## Market data

Bid (Bid size)	-
Ask (Ask size)	-
Open	16.44 EUR
High	16.44 EUR
Low	16.14 EUR
Close (prev. day)	16.20 EUR
VWAP	-
Volume (pcs)	0
Trading volume	0.00
Number of trades	6
Last size	0

## Performance and Risk

	6m	1Y	3Y
Perf (%)	+3.59%	+34.72%	-4.78%
Perf (abs.)	+0.56	+4.16	-0.81
Beta	0.54	0.74	0.85
Volatility	20.27	22.94	29.94

5Y



Information about previous performance does not guarantee future performance.  
Source: FactSet

## Price data

Ø price 5 days   Ø volume 5 days (pcs.)	16.16 EUR (0)
Ø price 30 days   Ø volume 30 days (pcs.)	15.90 EUR (0)
Ø price 100 days   Ø volume 100 days (pcs.)	15.92 EUR (0)
Ø price 250 days   Ø volume 250 days (pcs.)	14.69 EUR (1)
YTD High   date	17.02 EUR (2024/06/05)
YTD Low   date	14.40 EUR (2024/01/05)
52 Weeks High   date	17.02 EUR (2024/06/05)
52 Weeks Low   date	11.66 EUR (2023/08/21)

## Arbitrage views

Exchange <span>📍</span>	Date	Time	Price	Trading volume (mio.)	Number of trades
Tradegate	2024/07/19	22:26	16.44 EUR	0.00	8
Stuttgart	2024/07/19	08:01	16.12 EUR	0.00	3
Prague Stock Exchange	2024/07/19	13:53	423.00 CZK	0.42	4
Munich	2024/07/19	08:01	16.46 EUR	0.00	1
Frankfurt	2024/07/19	17:20	16.28 EUR	0.00	7

	07/19					
FINRA other OTC Issues	2024/ 02/13	18:41	14.99 USD	0.01		1
Euronext Milan MTF Trading After Hours	-	-	-	0.00		-
Euronext Amsterdam	2024/ 07/19	17:35	16.42 EUR	0.49		235
Duesseldorf	2024/ 07/19	19:30	16.14 EUR	0.00		6
Berlin	2024/ 07/19	21:50	16.42 EUR	0.00		19

## Company profile

### Company Logo

#### Contact Details

CTP N.V

--

----

Telefon: -

Fax: -

E-mail: -

### Company Profile

-