

ADVANCE ZINCTEK LTD.

ISIN: AU000000ANO7 WKN: ANO

Overview

2024/10/18 08:05:58

Price

0.486 EUR

Difference  0.00% (0.00)

General attributes

ISIN AU000000ANO7

Symbol ANO

Exchange Munich

Currency EUR

Sector Chemical / Pharmaceutical / Health

Security type Stock

Market cap (m) 29 EUR

Benchmark ASX ALL ORDINARIES INDEX

Market data

Bid (Bid size) -

Ask (Ask size) -

Open 0.486 EUR

High 0.486 EUR

Low 0.486 EUR

Close (prev. day) 0.486 EUR

VWAP 0.75 EUR

Volume (pcs) 0

Trading volume 0.00

Number of trades 1

Last size 0

Futures and Options

Related Futures -

Related Options -

5Y













Information about previous performance does not guarantee future performance.

Source: FactSet

Recent research

on sector

Date		Headline	Download
2024/09/27		Global Equity Ratings	
2024/09/11		Global Equity Ratings	
2024/09/05		Global Equity Ratings	
2024/08/12		Global Equity Ratings	
2024/07/24		Global Equity Ratings	

Details

2024/10/18 08:05:58

Price

0.486 EUR

Difference ➔ 0.00% (0.00)

General attributes

ISIN	AU000000ANO7
Symbol	ANO
Exchange	Munich
Currency	EUR
Sector	Chemical / Pharmaceutical / Health
Security type	Stock
Market cap (m)	29 EUR
Benchmark	ASX ALL ORDINARIES INDEX

Market data

Bid (Bid size)	-
Ask (Ask size)	-
Open	0.486 EUR
High	0.486 EUR
Low	0.486 EUR
Close (prev. day)	0.486 EUR
VWAP	0.75 EUR
Volume (pcs)	0
Trading volume	0.00
Number of trades	1
Last size	0

Performance and Risk

	6m	1Y	3Y
Perf (%)	+8.00%	-15.48%	-79.05%
Perf (abs.)	+0.04	-0.09	-1.83
Beta	0.16	-0.06	0.05
Volatility	7.07	30.96	38.20

5Y



Information about previous performance does not guarantee future performance.
Source: FactSet

Price data

Ø price 5 days Ø volume 5 days (pcs.)	0.486 EUR (0)
Ø price 30 days Ø volume 30 days (pcs.)	0.469 EUR (0)
Ø price 100 days Ø volume 100 days (pcs.)	0.454 EUR (0)
Ø price 250 days Ø volume 250 days (pcs.)	0.493 EUR (0)
YTD High date	0.630 EUR (2024/01/03)
YTD Low date	0.410 EUR (2024/02/23)
52 Weeks High date	0.630 EUR (2024/01/03)
52 Weeks Low date	0.410 EUR (2024/02/23)

All listings for ADVANCE ZINCTEK LTD.

Exchange ⊕	Date	Time	Price	Trading volume (mio.)	Number of trades
Tradegate	2024/10/18	22:02	0.51 EUR	0.00	1
Munich	2024/10/18	08:05	0.486 EUR	0.00	1
Frankfurt	2024/10/18	08:20	0.505 EUR	0.00	1
FINRA other OTC Issues	2024/07/30	16:40	0.451 USD	0.00	1
Australian Securities	2024/10/05:46	0.76 AUD	0.01	2	

Company profile

Company Logo



Company Profile

-

Contact Details

ADVANCE ZINCTEK

--

Telefon: -

Fax: -

E-mail: -