


FIRST QUANTUM MINERALS LIMITED

ISIN: CA3359341052      WKN: 335934105


Overview

|                     |   |              |
|---------------------|---|--------------|
| 2024/04/24 16:12:56 |   |              |
| Price               | 15.66 CAD   |              |
| Difference          |  | 0.90% (0.14) |

|                    |                        |
|--------------------|------------------------|
| General attributes |                        |
| ISIN               | CA3359341052           |
| Symbol             | FM                     |
| Exchange           | Toronto Stock Exchange |
| Currency           | CAD                    |
| Sector             | Energy / Commodities   |
| Security type      | Stock                  |
| Market cap (m)     | 8,791 EUR              |
| Benchmark          | S&P/TSX 60 INDEX       |

|                   |                   |
|-------------------|-------------------|
| Market data       |                   |
| Bid (Bid size)    | 15.63 CAD (2,400) |
| Ask (Ask size)    | 15.66 CAD (3,000) |
| Open              | 15.63 CAD         |
| High              | 15.98 CAD         |
| Low               | 15.52 CAD         |
| Close (prev. day) | 15.52 CAD         |
| VWAP              | 15.7525 CAD       |
| Volume (pcs)      | 662,209           |
| Trading volume    | 10,431,447.26     |
| Number of trades  | 2,704             |
| Last size         | 100               |

|                     |   |
|---------------------|---|
| Futures and Options |   |
| Related Futures     | - |
| Related Options     | - |

|  |   |
|--|---|
| PDF Downloads                                  |   |
| Company report: FIRST QUANTUM MINERALS LIMITED |  |




Information about previous performance does not guarantee future performance.  
Source: FactSet

Recent research

| on sector  |   |                             |   |
|------------|---|-----------------------------|---|
| Date       |   | Headline                    | Download  |
| 2024/04/24 |  | Akciové trhy - denní zpráva |  |
| 2024/04/23 |  | Akciové trhy - denní zpráva |  |
| 2024/04/22 |  | Akciové trhy - denní zpráva |  |
| 2024/04/19 |  | Akciové trhy - denní zpráva |  |
| 2024/04/18 |  | Akciové trhy - denní zpráva |  |

Details

|                     |   |              |
|---------------------|---|--------------|
| 2024/04/24 16:12:56 |   |              |
| Price               | 15.66 CAD   |              |
| Difference          |  | 0.90% (0.14) |

|                    |                        |
|--------------------|------------------------|
| General attributes |                        |
| ISIN               | CA3359341052           |
| Symbol             | FM                     |
| Exchange           | Toronto Stock Exchange |
| Currency           | CAD                    |
| Sector             | Energy / Commodities   |
| Security type      | Stock                  |
| Market cap (m)     | 8,791 EUR              |
| Benchmark          | S&P/TSX 60 INDEX       |

|                   |                   |
|-------------------|-------------------|
| Market data       |                   |
| Bid (Bid size)    | 15.63 CAD (2,400) |
| Ask (Ask size)    | 15.66 CAD (3,000) |
| Open              | 15.63 CAD         |
| High              | 15.98 CAD         |
| Low               | 15.52 CAD         |
| Close (prev. day) | 15.52 CAD         |
| VWAP              | 15.7525 CAD       |
| Volume (pcs)      | 662,209           |
| Trading volume    | 10,431,447.26     |
| Number of trades  | 2,704             |
| Last size         | 100               |

|                      |         |         |         |
|----------------------|---------|---------|---------|
| Performance and Risk |         |         |         |
|                      | 6m      | 1Y      | 3Y      |
| Perf (%)             | -47.26% | -51.03% | -43.71% |
| Perf (abs.)          | -13.91  | -16.17  | -12.05  |
| Beta                 | 1.68    | 2.03    | 2.44    |
| Volatility           | 83.96   | 66.68   | 61.88   |



|   |                        |
|---|------------------------|
| Price data                                  |                        |
| Ø price 5 days   Ø volume 5 days (pcs.)     | 15.66 CAD (3,175,010)  |
| Ø price 30 days   Ø volume 30 days (pcs.)   | 14.89 CAD (2,826,987)  |
| Ø price 100 days   Ø volume 100 days (pcs.) | 12.88 CAD (3,119,074)  |
| Ø price 250 days   Ø volume 250 days (pcs.) | 23.34 CAD (2,564,868)  |
| YTD High   date                             | 16.45 CAD (2024/04/09) |
| YTD Low   date                              | 10.77 CAD (2024/01/02) |
| 52 Weeks High   date                        | 39.13 CAD (2023/07/31) |
| 52 Weeks Low   date                         | 9.31 CAD (2023/12/13)  |

|  |            |       |             |                       |                  |
|--|------------|-------|-------------|-----------------------|------------------|
| All listings for FIRST QUANTUM MINERALS LIMITED  |            |       |             |                       |                  |
| Exchange  | Date       | Time  | Price       | Trading volume (mio.) | Number of trades |
| Tradegate  | 2024/04/24 | 15:08 | 10.508 EUR  | 0.00                  | 3                |
| Toronto Stock Exchange   | 2024/04/24 | 16:12 | 15.66 CAD   | 10.43                 | 2,704            |
| Stuttgart  | 2024/04/24 | 14:06 | 10.48 EUR   | 0.00                  | 7                |
| Munich   | 2024/04/24 | 08:06 | 10.69 EUR   | 0.00                  | 1                |
| London Stock   | 2021/02/   | 16:59 | 15.9787 EUR | 0.06                  | 1                |

|                        |            |       |         |     |      |    |
|------------------------|------------|-------|---------|-----|------|----|
| Exchange               | 12         |       |         |     |      |    |
| Hanover                | 2024/04/24 | 08:01 | 10.532  | EUR | 0.00 | 1  |
| Frankfurt              | 2024/04/24 | 08:01 | 10.532  | EUR | 0.00 | 1  |
| FINRA other OTC Issues | 2024/04/24 | 16:07 | 11.3928 | USD | 0.07 | 35 |
| Duesseldorf            | 2024/04/24 | 12:31 | 10.526  | EUR | 0.00 | 3  |
| Berlin                 | 2024/04/24 | 08:08 | 10.532  | EUR | 0.00 | 1  |

## Company profile

### Company Logo



### Contact Details

FIRST QUANTUM MINERALS LTD.

--

1133 Melville Street, Suite 3500 - V6E 4E5  
Vancouver

Telefon: +1-416-361-6400

Fax: +

E-mail: [info@fqml.com](mailto:info@fqml.com)

### PDF Downloads

Company report: FIRST QUANTUM  
MINERALS LIMITED



### Company Profile

First Quantum Minerals Ltd. engages in the production, exploration, and development of copper, nickel, gold, zinc and acid, and related activities. It operates through the following segments: Cobre Panamá, Kansanshi, Trident, Ravensthorpe, and Corporate and Other. The Corporate and Other segment includes Guelb Moghrein, Las Cruces, Çayeli, and Pyhäsalmi. The company was founded by Philip K.R. Pascall, Geoffrey Clive Newall, and Martin Ronald Rowley on December 21, 1983 and is headquartered in Vancouver, Canada.

### Members of Management Board

|                 |                               |
|-----------------|-------------------------------|
| Tristan Pascall | Chairman of Managing Board    |
| Juliet Wall     | Member of Executive Committee |
| Rudi Badenhorst | Member of Executive Committee |
| Ryan MacWilliam | Member of Executive Committee |
| Sarah Robertson | Member of Executive Committee |

### Board of directors

|                   |                               |
|-------------------|-------------------------------|
| Robert Harding    | Chairman of Supervisory Board |
| Joanne Warner     | Member of Supervisory Board   |
| Alison Beckett    | Member of Supervisory Board   |
| Andrew Adams      | Member of Supervisory Board   |
| Charles McArthur  | Member of Supervisory Board   |
| Geoffrey Chater   | Member of Supervisory Board   |
| Kathleen Hogenson | Member of Supervisory Board   |
| Simon Scott       | Member of Supervisory Board   |