

## CTP N.V EUR0.16

ISIN: NL00150006R6 WKN: -

## Overview

2024/06/28 17:20:01

Price

15.80 EUR

Difference  -1.25% (-0.20)

## General attributes

ISIN NL00150006R6

Symbol -

Exchange Frankfurt

Currency EUR

Sector -

Security type Stock

Market cap (m) 7,188 EUR

Benchmark AMSTERDAM EXCHANGES INDEX

## Market data

Bid (Bid size) -

Ask (Ask size) -

Open 15.84 EUR

High 15.94 EUR

Low 15.80 EUR

Close (prev. day) 16.00 EUR

VWAP 15.68 EUR

Volume (pcs) 0

Trading volume 0.00

Number of trades 9

Last size 0

## Futures and Options

Related Futures -

Related Options -

5Y













Information about previous performance does not guarantee future performance.

Source: FactSet

## Recent research

on market

Date	Headline	Download
2024/06/21	 Global Equity Ratings	
2024/06/14	 Global Equity Ratings	
2024/04/26	 Global Equity Ratings	
2024/03/26	 Global Strategy 2Q 2024	
2024/03/13	 Global Equity Ratings	

## Details

2024/06/28 17:20:01

## Price

15.80 EUR

Difference ▼ -1.25% (-0.20)

## General attributes

ISIN	NL00150006R6
Symbol	-
Exchange	Frankfurt
Currency	EUR
Sector	-
Security type	Stock
Market cap (m)	7,188 EUR
Benchmark	AMSTERDAM EXCHANGES INDEX

## Market data

Bid (Bid size)	-
Ask (Ask size)	-
Open	15.84 EUR
High	15.94 EUR
Low	15.80 EUR
Close (prev. day)	16.00 EUR
VWAP	15.68 EUR
Volume (pcs)	0
Trading volume	0.00
Number of trades	9
Last size	0

## Performance and Risk

	6m	1Y	3Y
Perf (%)	+2.46%	+32.33%	-6.23%
Perf (abs.)	+0.38	+3.86	-1.05
Beta	0.54	0.73	0.85
Volatility	21.23	23.01	30.19

5Y



Information about previous performance does not guarantee future performance.  
Source: FactSet

## Price data

Ø price 5 days   Ø volume 5 days (pcs.)	15.80 EUR (10)
Ø price 30 days   Ø volume 30 days (pcs.)	16.35 EUR (1,272)
Ø price 100 days   Ø volume 100 days (pcs.)	16.02 EUR (428)
Ø price 250 days   Ø volume 250 days (pcs.)	14.69 EUR (499)
YTD High   date	17.04 EUR (2024/06/05)
YTD Low   date	14.42 EUR (2024/01/08)
52 Weeks High   date	17.04 EUR (2024/06/05)
52 Weeks Low   date	11.56 EUR (2023/07/07)

## Arbitrage views

Exchange	Date	Time	Price	Trading volume (mio.)	Number of trades
Tradegate	2024/06/28	22:26	15.96 EUR	0.01	13
Stuttgart	2024/06/28	16:29	15.70 EUR	0.00	9
Prague Stock Exchange	2024/06/27	16:02	401.00 CZK	0.57	7
Munich	2024/06/28	08:03	16.02 EUR	0.00	2
Frankfurt	2024/06/28	17:20	15.80 EUR	0.00	9

	06/28					
FINRA other OTC Issues	2024/ 02/13	18:41	14.99 USD	0.01		1
Euronext Milan MTF Trading After Hours	-	-	-	0.00		-
Euronext Amsterdam	2024/ 06/28	17:35	15.92 EUR	0.98		315
Duesseldorf	2024/ 06/28	19:30	15.64 EUR	0.00		6
Berlin	2024/ 06/28	21:50	15.90 EUR	0.00		19

## Company profile

### Company Logo

#### Contact Details

CTP N.V

--

----

Telefon: -

Fax: -

E-mail: -

### Company Profile

-