

CTP N.V EUR0.16

ISIN: NL00150006R6 WKN: -

Overview

2024/06/25 17:20:01

Price

15.68 EUR

Difference  -2.12% (-0.34)

General attributes

ISIN NL00150006R6

Symbol -

Exchange Frankfurt

Currency EUR

Sector -

Security type Stock

Market cap (m) 7,143 EUR

Benchmark AMSTERDAM EXCHANGES INDEX

Market data

Bid (Bid size) -

Ask (Ask size) -

Open 15.88 EUR

High 15.90 EUR

Low 15.68 EUR

Close (prev. day) 16.02 EUR

VWAP 15.68 EUR

Volume (pcs) 50

Trading volume 784.00

Number of trades 1

Last size 0

Futures and Options

Related Futures -

Related Options -

5Y













Information about previous performance does not guarantee future performance.

Source: FactSet

Recent research

on market

Date	Headline	Download
2024/06/21	 Global Equity Ratings	
2024/06/14	 Global Equity Ratings	
2024/04/26	 Global Equity Ratings	
2024/03/26	 Global Strategy 2Q 2024	
2024/03/13	 Global Equity Ratings	

Details

2024/06/25 17:20:01

Price

15.68 EUR

Difference ▼ -2.12% (-0.34)

General attributes

ISIN	NL00150006R6
Symbol	-
Exchange	Frankfurt
Currency	EUR
Sector	-
Security type	Stock
Market cap (m)	7,143 EUR
Benchmark	AMSTERDAM EXCHANGES INDEX

Market data

Bid (Bid size)	-
Ask (Ask size)	-
Open	15.88 EUR
High	15.90 EUR
Low	15.68 EUR
Close (prev. day)	16.02 EUR
VWAP	15.68 EUR
Volume (pcs)	50
Trading volume	784.00
Number of trades	1
Last size	0

Performance and Risk

	6m	1Y	3Y
Perf (%)	+2.35%	+32.66%	-6.67%
Perf (abs.)	+0.36	+3.86	-1.12
Beta	0.52	0.72	0.85
Volatility	20.74	22.90	30.17

5Y



Information about previous performance does not guarantee future performance.
Source: FactSet

Price data

Ø price 5 days Ø volume 5 days (pcs.)	15.98 EUR (10)
Ø price 30 days Ø volume 30 days (pcs.)	16.45 EUR (1,272)
Ø price 100 days Ø volume 100 days (pcs.)	16.02 EUR (428)
Ø price 250 days Ø volume 250 days (pcs.)	14.64 EUR (499)
YTD High date	17.04 EUR (2024/06/05)
YTD Low date	14.42 EUR (2024/01/08)
52 Weeks High date	17.04 EUR (2024/06/05)
52 Weeks Low date	11.56 EUR (2023/07/07)

Arbitrage views

Exchange	Date	Time	Price	Trading volume (mio.)	Number of trades
Tradegate	2024/06/25	22:26	15.76 EUR	0.00	10
Stuttgart	2024/06/25	15:32	15.54 EUR	0.00	8
Prague Stock Exchange	2024/06/25	12:25	395.00 CZK	0.02	3
Munich	2024/06/25	08:08	16.04 EUR	0.00	2
Frankfurt	2024/06/25	17:20	15.68 EUR	0.00	1

	06/25					
FINRA other OTC Issues	2024/ 02/13	18:41	14.99 USD	0.01		1
Euronext Milan MTF Trading After Hours	-	-	-	0.00		-
Euronext Amsterdam	2024/ 06/25	17:35	15.72 EUR	0.92		305
Duesseldorf	2024/ 06/25	19:30	15.44 EUR	0.00		6
Berlin	2024/ 06/25	21:50	15.74 EUR	0.00		19

Company profile

Company Logo

Contact Details

CTP N.V

--

Telefon: -

Fax: -

E-mail: -

Company Profile

-