

LONGFOR GROUP HOLDINGS LTD.

ISIN: **KYG5635P1090** WKN: -

Overview

2023/03/31 21:00:17

Price
2.54 EURDifference  -0.78% (-0.02)

General attributes

ISIN	KYG5635P1090
Symbol	960
Exchange	Duesseldorf
Currency	EUR
Sector	Other
Security type	Stock
Market cap (m)	16,414 EUR
Benchmark	MSCI WORLD INDEX (STRD, UHD)

Market data









Bid (Bid size)	-
Ask (Ask size)	-
Open	2.52 EUR
High	2.54 EUR
Low	2.50 EUR
Close (prev. day)	2.56 EUR
VWAP	-
Volume (pcs)	0
Trading volume	0.00
Number of trades	10
Last size	0

Futures and Options

Related Futures	-
Related Options	-



Recent research

on sector			
Date		Headline	Download
2023/03/28		Global Equity Ratings	
2023/03/16		Global Equity Ratings	
2023/03/10		Global Equity Ratings	
2023/02/27		Global Equity Ratings	
2023/02/07		Global Equity Ratings	

Details

2023/03/31 21:00:17

Price
2.54 EURDifference ▼ -0.78% (-0.02)

General attributes

ISIN	KYG5635P1090
Symbol	960
Exchange	Duesseldorf
Currency	EUR
Sector	Other
Security type	Stock
Market cap (m)	16,414 EUR
Benchmark	MSCI WORLD INDEX (STRD, UHD)

Market data

Bid (Bid size)	-
Ask (Ask size)	-
Open	2.52 EUR
High	2.54 EUR
Low	2.50 EUR
Close (prev. day)	2.56 EUR
VWAP	-
Volume (pcs)	0
Trading volume	0.00
Number of trades	10
Last size	0

Performance and Risk

	6m	1Y	3Y
Perf (%)	-8.63%	-43.81%	-
Perf (abs.)	-0.24	-1.98	-
Beta	0.23	0.08	0.24
Volatility	92.20	76.93	65.52

5Y



Information about previous performance does not guarantee future performance.
Source: FactSet

Price data

Ø price 5 days Ø volume 5 days (pcs.)	2.50 EUR (0)
Ø price 30 days Ø volume 30 days (pcs.)	2.64 EUR (0)
Ø price 100 days Ø volume 100 days (pcs.)	2.78 EUR (10)
Ø price 250 days Ø volume 250 days (pcs.)	3.21 EUR (7)
YTD High date	3.34 EUR (2023/01/06)
YTD Low date	2.30 EUR (2023/03/14)
52 Weeks High date	4.96 EUR (2022/04/06)
52 Weeks Low date	1.21 EUR (2022/10/31)

All listings for LONGFOR GROUP HOLDINGS LTD.

Exchange	Date	Time	Price	Trading volume (mio.)	Number of trades
Tradegate	2023/03/31	22:02	2.64 EUR	0.00	1
Stuttgart	2023/03/31	15:40	2.52 EUR	0.00	5
Munich	2023/03/31	08:06	2.56 EUR	0.00	1
Hong Kong Stock Exchange	2023/03/31	10:08	22.15 HKD	-	-
Frankfurt	2023/03/31	17:00	2.54 EUR	0.00	4

	31					
FINRA other OTC Issues	2023/03/20	16:50	2.7001 USD	0.02		2
Duesseldorf	2023/03/31	21:00	2.54 EUR	0.00		10
Berlin	2023/03/31	08:08	2.56 EUR	0.00		1

Company profile

Company Logo



Company Profile

-

Contact Details

LONGFOR GROUP HOLDINGS

--

Telefon: -

Fax: -

E-mail: -