

## LONGFOR GROUP HOLDINGS LTD.

ISIN: **KYG5635P1090** WKN: -

## Overview

2023/01/27 21:00:07

Price  
3.24 EURDifference  4.52% (0.14)

## General attributes

ISIN	KYG5635P1090
Symbol	960
Exchange	Duesseldorf
Currency	EUR
Sector	Other
Security type	Stock
Market cap (m)	21,019 EUR
Benchmark	MSCI WORLD INDEX (STRD, UHD)

## Market data

Bid (Bid size)	-
Ask (Ask size)	-
Open	3.26 EUR
High	3.26 EUR
Low	3.22 EUR
Close (prev. day)	3.10 EUR
VWAP	-
Volume (pcs)	0
Trading volume	0.00
Number of trades	11
Last size	0









## Futures and Options

Related Futures	-
Related Options	-



Information about previous performance does not guarantee future performance.  
Source: FactSet

## Recent research

on sector			
Date		Headline	Download
2023/01/09		Global Equity Ratings	
2022/12/19		Global Equity Ratings	
2022/11/28		Global Equity Ratings	
2022/11/18		Global Equity Ratings	
2022/10/31		Global Equity Ratings	

## Details

2023/01/27 21:00:07

**Price**  
3.24 EUR

**Difference** ▲ 4.52% (0.14)

## General attributes

ISIN	KYG5635P1090
Symbol	960
Exchange	Duesseldorf
Currency	EUR
Sector	Other
Security type	Stock
Market cap (m)	21,019 EUR
Benchmark	MSCI WORLD INDEX (STRD, UHD)

## Market data

Bid (Bid size)	-
Ask (Ask size)	-
Open	3.26 EUR
High	3.26 EUR
Low	3.22 EUR
Close (prev. day)	3.10 EUR
VWAP	-
Volume (pcs)	0
Trading volume	0.00
Number of trades	11
Last size	0

## Performance and Risk

	6m	1Y	3Y
Perf (%)	-5.26%	-35.84%	-
Perf (abs.)	-0.18	-1.81	-
Beta	-0.07	0.17	0.33
Volatility	96.79	81.98	67.06

5Y



Information about previous performance does not guarantee future performance.  
Source: FactSet

## Price data

Ø price 5 days   Ø volume 5 days (pcs.)	3.01 EUR (0)
Ø price 30 days   Ø volume 30 days (pcs.)	2.92 EUR (33)
Ø price 100 days   Ø volume 100 days (pcs.)	2.70 EUR (10)
Ø price 250 days   Ø volume 250 days (pcs.)	3.54 EUR (7)
YTD High   date	3.34 EUR (2023/01/06)
YTD Low   date	2.72 EUR (2023/01/18)
52 Weeks High   date	5.25 EUR (2022/02/11)
52 Weeks Low   date	1.21 EUR (2022/10/31)

## All listings for LONGFOR GROUP HOLDINGS LTD.

Exchange <span>📍</span>	Date	Time	Price	Trading volume (mio.)	Number of trades
Tradegate	2023/01/27	22:26	3.32 EUR	0.00	2
Stuttgart	2023/01/27	11:59	3.24 EUR	0.00	4
Munich	2023/01/27	08:04	3.20 EUR	0.00	1
Hong Kong Stock Exchange	2023/01/27	09:08	28.20 HKD	-	-
Frankfurt	2023/01/27	17:00	3.26 EUR	0.00	3

	27					
FINRA other OTC Issues	2023/01/25	20:58	3.26 USD	0.04		2
Duesseldorf	2023/01/27	21:00	3.24 EUR	0.00		11
Berlin	2023/01/27	08:08	3.28 EUR	0.00		1

## Company profile

### Company Logo



### Company Profile

-

### Contact Details

LONGFOR GROUP HOLDINGS

--

----

Telefon: -

Fax: -

E-mail: -