

AMSC ASA

ISIN: NO0010272065

WKN: -

Overview

2024/08/07 08:18:16

Price
2.415 EURDifference  0.63% (0.02)

General attributes

| | |
|----------------|---------------------------------|
| ISIN | NO0010272065 |
| Symbol | AMSC |
| Exchange | Munich |
| Currency | EUR |
| Sector | Transport |
| Security type | Stock |
| Market cap (m) | 172 EUR |
| Benchmark | NORWAY OSLO BORS ALL SHARE(TRG) |

Market data

| | |
|-------------------|-----------|
| Bid (Bid size) | - |
| Ask (Ask size) | - |
| Open | 2.415 EUR |
| High | 2.415 EUR |
| Low | 2.415 EUR |
| Close (prev. day) | 2.40 EUR |
| VWAP | 2.40 EUR |
| Volume (pcs) | 0 |
| Trading volume | 0.00 |
| Number of trades | 1 |
| Last size | 0 |

Futures and Options









| | |
|-----------------|---|
| Related Futures | - |
| Related Options | - |

5Y



Information about previous performance does not guarantee future performance.
Source: FactSet

Recent research

| on sector | | | |
|------------|---|-----------------------|---|
| Date | | Headline | Download |
| 2024/07/24 |  | Global Equity Ratings |  |
| 2024/07/12 |  | Global Equity Ratings |  |
| 2024/06/21 |  | Global Equity Ratings |  |
| 2024/06/14 |  | Global Equity Ratings |  |
| 2024/05/29 |  | Global Equity Ratings |  |

Details

2024/08/07 08:18:16

Price

2.415 EUR

Difference ▲ 0.63% (0.02)

General attributes

| | |
|----------------|---------------------------------|
| ISIN | NO0010272065 |
| Symbol | AMSC |
| Exchange | Munich |
| Currency | EUR |
| Sector | Transport |
| Security type | Stock |
| Market cap (m) | 172 EUR |
| Benchmark | NORWAY OSLO BORS ALL SHARE(TRG) |

Market data

| | |
|-------------------|-----------|
| Bid (Bid size) | - |
| Ask (Ask size) | - |
| Open | 2.415 EUR |
| High | 2.415 EUR |
| Low | 2.415 EUR |
| Close (prev. day) | 2.40 EUR |
| VWAP | 2.40 EUR |
| Volume (pcs) | 0 |
| Trading volume | 0.00 |
| Number of trades | 1 |
| Last size | 0 |

Performance and Risk

| | 6m | 1Y | 3Y |
|-------------|--------|---------|---------|
| Perf (%) | -1.83% | -33.84% | -17.44% |
| Perf (abs.) | -0.05 | -1.24 | -0.51 |
| Beta | 1.45 | 0.51 | 0.42 |
| Volatility | 33.07 | 62.34 | 42.22 |

5Y



Information about previous performance does not guarantee future performance.
Source: FactSet

Price data

| | |
|---|------------------------|
| Ø price 5 days Ø volume 5 days (pcs.) | 2.514 EUR (200) |
| Ø price 30 days Ø volume 30 days (pcs.) | 2.701 EUR (33) |
| Ø price 100 days Ø volume 100 days (pcs.) | 2.640 EUR (10) |
| Ø price 250 days Ø volume 250 days (pcs.) | 2.704 EUR (37) |
| YTD High date | 2.985 EUR (2024/07/04) |
| YTD Low date | 2.150 EUR (2024/03/12) |
| 52 Weeks High date | 3.905 EUR (2023/10/18) |
| 52 Weeks Low date | 1.912 EUR (2023/10/27) |

All listings for AMSC ASA

| Exchange ⊕ | Date | Time | Price | Trading volume (mio.) | Number of trades |
|-------------------------|------------|-------|-----------|-----------------------|------------------|
| Tradegate | 2024/08/07 | 22:02 | 2.495 EUR | 0.00 | 1 |
| Stuttgart | 2024/08/07 | 15:09 | 2.50 EUR | 0.00 | 10 |
| Munich | 2024/08/07 | 08:18 | 2.415 EUR | 0.00 | 1 |
| London Stock Exchange | 2023/04/14 | 09:23 | 41.50 NOK | 0.23 | 1 |
| Frankfurt | 2024/08/07 | 21:49 | 2.505 EUR | 0.02 | 1 |

| | | | | | | |
|---------------------------|----------------|-------|-----------|------|--|----|
| | 07 | | | | | |
| First North Stockholm | 2024/07/ 26 | 18:00 | 31.35 NOK | 0.00 | | 1 |
| FINRA other OTC Issues | 2024/07/ 31 | 20:45 | 2.90 USD | 0.00 | | 3 |
| Duesseldorf | 2024/08/ 07 | 08:12 | 2.415 EUR | 0.00 | | 2 |
| Berlin | 2024/08/ 07 | 21:43 | 2.50 EUR | 0.00 | | 19 |

Company profile

Company Logo



Company Profile

-

Contact Details

AMSC ASA

--

Telefon: -

Fax: -

E-mail: -