

NASDAQ 100

ISIN: US6311011026

WKN: -

Overview

2024/05/06 23:16:01

Price

18,093.5659

USD

Difference



1.13% (202.77)

General attributes

ISIN	US6311011026
Symbol	-
Country	USA
Instruments in index	101
Type of index	Price Index
Security type	Index

Market data

Open	17,950.9840 USD
High	18,094.4605 USD
Low	17,937.2819 USD
Close (prev. day)	17,890.7953 USD
Trading volume (m)	766,706
Volume (pcs)	72,838,635,071

Top 5

Name	Price	+ - (%)	Trend
MICRON TEC...	120.13	+4.73	
NVIDIA COR...	921.40	+3.77	
ADVANCED M...	155.78	+3.44	
DOORDASH I...	117.59	+3.32	
KLA CORP.	718.38	+3.13	

Intraday 1W 1M 6m 1Y 3Y

Flop 5

Name	Price	+ - (%)	Trend
AMGEN INC.	299.48	-3.79	
WALGREENS ...	17.26	-3.09	
OLD DOMINI...	180.18	-2.64	
FASTENAL C...	66.74	-2.47	
MODERNA IN...	122.13	-2.30	

Intraday 1W 1M 6m 1Y 3Y

5Y



Information about previous performance does not guarantee future performance.

Source: FactSet

Recent research

Date	Headline	Download
2024/05/03	Week Ahead	
2024/05/02	FX markets reflect uncertain interest rate outlook	
2024/05/02	Fed continues to wait for price pressure to ease	
2024/04/26	Week Ahead	
2024/04/26	Global Equity Ratings	

Futures and Options

Related Futures -

Related Options -

Details

2024/05/06 23:16:01

Price

18,093.5659

USD

Difference



1.13% (202.77)

General attributes

ISIN US6311011026

Symbol -

Country USA

Security type Index

Instruments in index 101

Market data

Open 17,950.9840 USD

High 18,094.4605 USD

Low 17,937.2819 USD

Close (prev. day) 17,890.7953 USD

Trading volume (m) 766,706

Volume (pcs) 72,838,635,071

Performance and Risk

	6m	1Y	3Y
Perf (%)	+19.39%	+36.46%	+32.91%
Perf (abs.)	+2,938.64	+4,834.43	+4,479.83
Beta	-	-	-
Volatility	16.01	16.67	23.72



5Y




Information about previous performance does not guarantee future performance.
Source: FactSet

Price data

Ø price 5 days Ø volume 5 days (pcs.)	17,657.0286 USD (932,126)
Ø price 30 days Ø volume 30 days (pcs.)	17,831.6886 USD (845,528)
Ø price 100 days Ø volume 100 days (pcs.)	17,537.1715 USD (886,969)
Ø price 250 days Ø volume 250 days (pcs.)	16,029.7709 USD (910,287)
YTD High date	18,464.7036 USD (2024/03/21)
YTD Low date	16,249.1890 USD (2024/01/05)
52 Weeks High date	18,464.7036 USD (2024/03/21)
52 Weeks Low date	13,193.0805 USD (2023/05/08)

Composition

Name ISIN	Price	Diff % Diff +/-	Performance	Date Time	Turnover Pc. Turnover Money
ADOBE INC. US00724F1012	493.59	1.52% 7.41		24/05/06 22:30:00	2,104,030 1,037,437,240.14
ADVANCED MICRO DEVICES IN... US0079031078	155.78	3.44% 5.18		24/05/06 22:30:00	44,624,546 6,917,376,586.93
AIRBNB INC. CLASS A US0090661010	162.00	1.43% 2.29		24/05/06 22:30:00	2,912,176 471,044,948.68
ALPHABET INC A US02079K3059	155.86	-0.17% -0.26		24/05/07 08:47:46	1,601 249,952.90
ALPHABET INC. CLASS C US02079K1079	169.83	0.50% 0.84		24/05/06 22:30:00	15,147,906 2,559,521,675.47
AMAZON.COM INC. US0231351067	188.70	1.34% 2.49		24/05/06 22:30:00	34,725,295 6,495,655,555.95
AMERICAN ELECTRIC POWER C... US0255371017	88.81	0.24% 0.21		24/05/06 22:30:00	2,354,323 209,147,425.95
AMGEN INC. US0311621009	299.48	-3.79% -11.81		24/05/06 22:30:00	4,717,645 1,418,334,613.56
ANALOG DEVICES INC. US0326541051	203.32	1.85% 3.69		24/05/06 22:30:00	2,168,862 439,397,595.85
ANSYS INC. US03662Q1058	321.59	0.65% 2.07		24/05/06 22:30:00	443,535 142,245,019.58
APPLE INC US0378331005	181.71	-0.91% -1.67		24/05/06 22:30:00	78,569,667 14,289,297,096.64
APPLIED MATERIALS INC US0382221051	208.86	2.34% 4.77		24/05/06 22:30:00	3,638,517 756,293,690.40
ASML HOLDING N.V. ADR USN070592100	916.92	1.70% 15.29		24/05/06 22:30:00	641,954 586,652,835.54
ASTRAZENECA PLC SPON. ADR US0463531089	75.76	-0.77% -0.59		24/05/06 22:30:01	6,457,295 489,049,880.71
ATLISSIAN CORP. CLASS A US0494681010	181.77	-0.95% -1.75		24/05/06 22:30:00	1,468,485 267,800,049.13
AUTODESK INC US0527691069	216.70	0.70% 1.51		24/05/06 22:30:00	1,343,774 290,362,979.24
AUTOMATIC DATA PROCESSING... US0530151036	225.40	-% -		24/05/07 08:11:25	- -
BAKER HUGHES INC. 'A' US05722G1004	29.515	-1.02% -0.31		24/05/07 08:40:21	- -
BIOGEN IDEC INC. US09062X1037	221.42	1.80% 3.91		24/05/06 22:30:01	1,199,848 264,917,705.85
BOOKING HOLDINGS INC. US09857L1089	3,598.41	0.59% 21.03		24/05/06 22:30:01	349,992 1,247,175,083.01
BROADCOM INC. US11135F1012	1,310.31	2.52% 32.20		24/05/06 22:30:01	1,628,708 2,122,804,936.78
CADENCE DESIGN SYSTEMS IN... US1273871087	261.40	-1.30% -3.45		24/05/07 08:33:08	22 5,770.30
CDW CORP. US12514G1085	206.20	0.34% 0.70		24/05/07 08:18:14	- -

CHARTER COMMUN INC US16119P1084	271.47	2.08% 5.54		24/05/06 22:30:00	1,242,626 337,468,375.16
CINTAS CORP US1729081059	685.70	1.73% 11.66		24/05/06 22:30:00	450,112 307,859,282.29
CISCO SYSTEMS INC US17275R1023	47.11	-0.02% -0.01		24/05/06 22:30:00	14,162,953 667,496,419.26
COCA-COLA EUROPEAN PARTNE... GB00BDCPN049	71.36	-0.63% -0.45		24/05/06 22:30:01	920,744 65,799,095.81
COGNIZANT TECHNOLOGY SOLU... US1924461023	66.42	0.26% 0.17		24/05/06 22:30:00	2,343,004 155,621,895.19
COMCAST CORP. CLASS A US20030N1019	38.49	-0.52% -0.20		24/05/06 22:30:00	32,166,449 1,239,847,097.54
CONSTELLATION ENERGY CORP... US21037T1097	197.70	1.46% 2.84		24/05/06 22:30:00	2,707,981 534,492,525.54