

NASDAQ 100

ISIN: **US6311011026** WKN: -

Overview

2024/05/03 23:16:01	
Price	17,890.7953
USD	
Difference	▲ 1.99% (349.25)
General attributes	
ISIN	US6311011026
Symbol	-
Country	USA
Instruments in index	101
Type of index	Price Index
Security type	Index
Market data	
Open	17,848.6607 USD
High	17,926.9779 USD
Low	17,784.7812 USD
Close (prev. day)	17,541.5413 USD
Trading volume (m)	917,641
Volume (pcs)	90,379,121,078



Information about previous performance does not guarantee future performance.
Source: FactSet

Top 5

Name	Price	+ - (%)	Trend
AMGEN INC.	311.29	+11.82	▲
MERCADOLIB...	1,630.56	+8.27	▲
APPLE INC	183.38	+5.98	▲
CONSTELLAT...	194.86	+4.66	▲
ASML HOLDI...	901.63	+3.60	▲

Intraday | 1W | 1M | 6m | 1Y | 3Y

Flop 5

Name	Price	+ - (%)	Trend
FORTINET I...	58.88	-9.69	▼
ILLUMINA I...	117.93	-4.89	▼
STARBUCKS ...	73.11	-2.43	▼
PAYPAL HOL...	65.70	-1.91	▼
PACCAR INC...	104.79	-1.57	▼

Recent research

Date	Headline	Download
2024/05/03	Week Ahead	Download
2024/05/02	FX markets reflect uncertain interest rate outlook	Download
2024/05/02	Fed continues to wait for price pressure to ease	Download
2024/04/26	Week Ahead	Download
2024/04/26	Global Equity Ratings	Download

Intraday 1W 1M 6m 1Y 3Y

Futures and Options

Related Futures -

Related Options -

Details

2024/05/03 23:16:01

Price

17,890.7953

USD

Difference



1.99% (349.25)

General attributes

ISIN	US6311011026
Symbol	-
Country	USA
Security type	Index
Instruments in index	101

Market data

Open	17,848.6607 USD
High	17,926.9779 USD
Low	17,784.7812 USD
Close (prev. day)	17,541.5413 USD
Trading volume (m)	917,641
Volume (pcs)	90,379,121,078

Performance and Risk

	6m	1Y	3Y
Perf (%)	+18.49%	+37.30%	+29.65%
Perf (abs.)	+2,791.30	+4,860.59	+4,091.08
Beta	-	-	-
Volatility	15.98	16.72	23.69



5Y











Information about previous performance does not guarantee future performance.
Source: FactSet

Price data

Ø price 5 days Ø volume 5 days (pcs.)	17,594.8584 USD (971,514)
Ø price 30 days Ø volume 30 days (pcs.)	17,839.8845 USD (845,259)
Ø price 100 days Ø volume 100 days (pcs.)	17,518.4531 USD (889,408)
Ø price 250 days Ø volume 250 days (pcs.)	16,010.5632 USD (910,561)
YTD High date	18,464.7036 USD (2024/03/21)
YTD Low date	16,249.1890 USD (2024/01/05)
52 Weeks High date	18,464.7036 USD (2024/03/21)
52 Weeks Low date	12,938.4542 USD (2023/05/04)

Composition

Name ISIN	Price	Diff % Diff +/-	Performance	Date Time	Turnover Pc. Turnover Money
ADOBE INC. US00724F1012	486.18	2.02% 9.61		24/05/03 22:30:00	2,833,186 1,372,075,551.03
ADVANCED MICRO DEVICES IN... US0079031078	150.60	3.04% 4.44		24/05/03 22:15:00	49,361,081 7,375,398,867.93
AIRBNB INC. CLASS A US0090661010	159.71	0.87% 1.38		24/05/03 22:30:00	4,529,908 731,248,168.46
ALPHABET INC A US02079K3059	167.24	0.37% 0.62		24/05/03 22:15:00	34,662,432 5,751,579,629.35
ALPHABET INC. CLASS C US02079K1079	168.99	0.31% 0.53		24/05/03 22:15:00	22,767,056 3,818,068,403.30
AMAZON.COM INC. US0231351067	186.21	0.81% 1.49		24/05/03 22:15:00	39,172,004 7,302,752,290.42
AMERICAN ELECTRIC POWER C... US0255371017	88.60	0.40% 0.35		24/05/03 22:30:00	3,332,412 294,882,574.66
AMGEN INC. US0311621009	311.29	11.82% 32.90		24/05/03 22:15:00	9,644,682 3,022,151,340.72
ANALOG DEVICES INC. US0326541051	199.63	1.60% 3.14		24/05/03 22:30:00	2,372,862 474,581,675.51
ANSYS INC. US03662Q1058	319.52	1.59% 4.99		24/05/03 22:30:00	578,961 185,480,098.27
APPLE INC US0378331005	183.38	5.98% 10.35		24/05/03 22:15:00	163,224,109 30,093,203,164.45
APPLIED MATERIALS INC US0382221051	204.09	3.12% 6.18		24/05/03 22:15:00	3,818,510 779,357,084.79
ASML HOLDING N.V. ADR USN070592100	901.63	3.60% 31.35		24/05/03 22:30:01	1,038,174 933,524,808.85
ASTRAZENECA PLC SPON. ADR US0463531089	76.35	0.73% 0.55		24/05/03 22:15:00	9,026,349 687,304,913.15
ATLISSIAN CORP. CLASS A US0494681010	183.52	-0.02% -0.03		24/05/03 22:30:00	1,526,433 280,472,664.11
AUTODESK INC US0527691069	215.19	2.50% 5.24		24/05/03 22:30:00	1,197,081 257,819,342.70
AUTOMATIC DATA PROCESSING... US0530151036	241.89	-0.06% -0.14		24/05/03 22:30:00	1,491,532 359,825,245.66
BAKER HUGHES INC. 'A' US05722G1004	31.92	0.63% 0.20		24/05/03 22:30:01	3,701,570 117,896,357.68
BIOGEN IDEC INC. US09062X1037	217.51	1.87% 4.00		24/05/03 22:30:01	1,144,154 247,570,362.58
BOOKING HOLDINGS INC. US09857L1089	3,577.38	3.01% 104.47		24/05/03 22:30:01	534,715 1,943,641,127.69
BROADCOM INC. US11135F1012	1,278.11	3.19% 39.54		24/05/03 22:30:01	2,489,755 3,167,774,270.27
CADENCE DESIGN SYSTEMS IN... US1273871087	281.63	1.88% 5.19		24/05/03 22:30:01	1,371,195 386,119,317.02
CDW CORP. US12514G1085	219.56	0.53% 1.15		24/05/03 22:30:01	805,670 177,086,087.11

CHARTER COMMUN INC US16119P1084	265.93	1.50% 3.93		24/05/03 22:30:00	865,841 230,528,293.92
CINTAS CORP US1729081059	674.04	1.77% 11.75		24/05/03 22:30:00	420,715 283,194,099.61
CISCO SYSTEMS INC US17275R1023	47.12	0.71% 0.33		24/05/03 22:30:00	17,935,302 844,844,761.31
COCA-COLA EUROPEAN PARTNE... GB00BDCPN049	71.81	0.39% 0.28		24/05/03 22:30:01	1,134,491 81,398,016.13
COGNIZANT TECHNOLOGY SOLU... US1924461023	66.25	-0.03% -0.02		24/05/03 22:30:00	7,399,746 490,945,359.96
COMCAST CORP. CLASS A US20030N1019	38.69	0.86% 0.33		24/05/03 22:15:00	22,278,723 860,633,674.30
CONSTELLATION ENERGY CORP... US21037T1097	194.86	4.66% 8.68		24/05/03 22:30:00	3,480,155 677,996,100.97
COPART INC. US2172041061	55.20	1.47% 0.80		24/05/03 22:30:00	5,285,026 291,514,398.89
COSTAR GROUP INC. US22160N1090	91.23	1.64% 1.47		24/05/03 22:30:00	1,244,624 113,445,492.98
COSTCO WHOLESALE CORP US22160K1051	743.90	1.56% 11.46		24/05/03 22:30:00	2,323,300 1,724,386,784.32
CROWDSTRIKE HOLDINGS INC.... US22788C1053	310.21	2.20% 6.67		24/05/03 22:30:00	4,080,846 1,256,362,309.61
CSX CORP COM USD1 US1264081035	33.85	0.83% 0.28		24/05/03 22:30:00	6,618,097 223,801,776.20
DATADOG INC. CLASS A US23804L1035	124.27	-0.95% -1.19		24/05/03 22:30:00	3,884,462 484,044,183.68
DEXCOM INC. US2521311074	128.37	1.36% 1.72		24/05/03 22:30:01	1,778,982 228,464,917.16
DIAMONDBACK ENERGY INC. US25278X1090	201.50	1.96% 3.87		24/05/03 22:30:01	1,873,837 375,458,665.16
DOLLAR TREE INC US2567461080	120.73	0.79% 0.95		24/05/03 22:30:00	1,471,110 177,621,218.85
DOORDASH INC. CLASS A US25809K1051	113.81	-0.44% -0.50		24/05/03 22:30:00	6,210,790 708,453,898.76
ELECTRONIC ARTS INC. US2855121099	129.56	0.82% 1.06		24/05/03 22:15:00	1,650,180 213,724,096.52
EXELON CORP. US30161N1019	37.41	-1.27% -0.48		24/05/03 22:30:01	6,774,456 253,307,673.19
FASTENAL COMPANY US3119001044	68.43	0.50% 0.34		24/05/03 22:30:01	2,592,954 177,312,431.56
FORTINET INC. US34959E1091	58.88	-9.69% -6.32		24/05/03 22:30:00	15,896,615 953,394,539.04
GE HEALTHCARE TECHNOLOGIE... US36266G1076	79.47	2.11% 1.64		24/05/03 22:30:00	2,722,865 216,442,087.80
GILEAD SCIENCES INC. US3755581036	64.78	-0.84% -0.55		24/05/03 22:30:00	7,822,720 507,042,514.55
GLOBALFOUNDRIES INC. KYG393871085	49.27	2.05% 0.99		24/05/03 22:30:00	1,555,102 76,587,869.11
HONEYWELL INTERNATIONAL I... US4385161066	195.81	1.12% 2.17		24/05/03 22:30:01	2,251,381 439,588,594.35
IDEXX LABORATORIES INC. US45168D1046	480.60	1.00% 4.78		24/05/03 22:30:01	547,954 263,600,114.84
ILLUMINA INC. US4523271090	117.93	-4.89% -6.06		24/05/03 22:30:01	2,987,105 359,417,641.24
INTEL CORP.	30.90	1.28%		24/05/03	36,794,828

US4581401001		0.39		22:30:01	1,135,999,407.78
INTUIT INC. US4612021034	629.27	2.48% 15.23	■	24/05/03 22:30:01	1,109,512 697,418,346.30
INTUITIVE SURGICAL INC US46120E6023	381.36	0.98% 3.71	■	24/05/03 22:30:01	1,028,858 392,609,530.80
KEURIG DR PEPPER US49271V1008	33.83	0.80% 0.27	■	24/05/03 22:30:01	7,463,504 252,122,222.48
KLA CORP. US4824801009	696.59	2.13% 14.54	■	24/05/03 22:30:01	820,130 572,114,284.47
KRAFT HEINZ CO. US5007541064	36.35	-1.01% -0.37	■	24/05/03 22:30:01	7,102,855 258,360,951.59
LAM RESEARCH CORP US5128071082	908.53	2.81% 24.85	■	24/05/03 22:30:00	875,385 792,829,596.60
LINDE PLC IE000S9YS762	423.60	0.95% 3.98	■	24/05/03 22:30:01	2,657,419 1,123,072,801.06
LULULEMON ATHLETICA INC. US5500211090	355.15	1.24% 4.35	■	24/05/03 22:30:00	1,257,860 445,844,517.73
MARRIOTT INTERNATIONAL IN... US5719032022	234.59	-0.41% -0.97	■	24/05/03 22:30:00	1,572,856 371,123,231.89
MARVELL TECHNOLOGY INC. US5738741041	68.51	2.76% 1.84	■	24/05/03 22:15:00	9,011,548 616,670,786.36
MERCADOLIBRE INC. US58733R1023	1,630.56	8.27% 124.57	■	24/05/03 22:30:00	1,346,802 2,221,156,234.42
META PLATFORMS INC. CLASS... US30303M1027	451.96	2.33% 10.28	■	24/05/03 22:15:00	16,489,057 7,426,280,202.18
MICROCHIP TECHNOLOGY INC. US5950171042	91.36	2.12% 1.90	■	24/05/03 22:30:00	6,983,068 637,715,810.79
MICRON TECHNOLOGY INC US5951121038	114.70	2.11% 2.37	■	24/05/03 22:15:00	15,564,363 1,781,391,364.42
MICROSOFT CORP. US5949181045	406.66	2.22% 8.82	■	24/05/03 22:15:00	17,446,724 7,079,712,378.39
MODERNA INC. US60770K1079	125.00	-0.47% -0.59	■	24/05/03 22:30:00	4,513,133 560,502,461.83
MONDELEZ INTERNATIONAL IN... US6092071058	69.89	-0.87% -0.61	■	24/05/03 22:30:00	8,093,601 565,341,208.26
MONGODB INC. CLASS A US60937P1066	362.85	-0.09% -0.32	■	24/05/03 22:30:00	926,998 338,828,845.09
MONSTER BEVERAGE CORP. US61174X1090	55.00	3.02% 1.61	■	24/05/03 22:30:00	12,204,624 667,663,538.73
NETFLIX INC US64110L1061	579.34	2.51% 14.19	■	24/05/03 22:30:01	3,307,524 1,906,802,711.08
NVIDIA CORP. US67066G1040	887.89	3.46% 29.72	■	24/05/03 22:15:00	39,834,072 35,189,224,010.31
NXP SEMICONDUCTORS NV NL0009538784	257.85	1.41% 3.59	■	24/05/03 22:30:01	2,513,186 649,649,698.70
O'REILLY AUTOMOTIVE INC. US67103H1077	1,012.95	0.67% 6.72	■	24/05/03 22:30:01	417,973 423,563,913.56
OLD DOMINION FREIGHT LINE... US6795801009	185.06	0.91% 1.66	■	24/05/03 22:30:01	1,640,295 304,833,953.77
ON SEMICONDUCTOR CORP US6821891057	70.37	0.51% 0.36	■	24/05/03 22:15:00	6,516,692 460,414,926.76
PACCAR INC. US6937181088	104.79	-1.57% -1.67	■	24/05/03 22:15:00	3,899,161 409,399,307.93
PALO ALTO NETWORKS INC. US6974351057	296.21	0.30% 0.89	■	24/05/03 22:30:01	3,438,974 1,012,773,197.03

PAYCHEX INC US7043261079	120.10	1.39% 1.65	█	24/05/03 22:30:01	1,540,545 184,511,714.71
PAYPAL HOLDINGS INC. US70450Y1038	65.70	-1.91% -1.28		24/05/03 22:15:00	15,435,157 1,012,794,583.63
PDD HOLDINGS INC SPON ADS... US7223041028	140.18	1.92% 2.64	█	24/05/03 22:15:00	11,575,696 1,612,876,485.32
PEPSICO INC. US7134481081	176.15	0.40% 0.70		24/05/03 22:30:00	3,492,120 614,310,309.79
QUALCOMM INC. US7475251036	179.64	-0.26% -0.46		24/05/03 22:30:00	10,043,912 1,803,144,999.98
REGENERON PHARMACEUTICALS... US75886F1075	957.00	2.07% 19.39	█	24/05/03 22:30:00	547,373 520,074,281.35
ROPER TECHNOLOGIES INC US7766961061	517.21	1.25% 6.39	█	24/05/03 22:30:01	1,067,608 551,673,192.93
ROSS STORES INC US7782961038	130.84	2.47% 3.16	█	24/05/03 22:30:01	3,732,548 487,632,782.06
SIRIUS XM HOLDINGS INC. US82968B1035	3.12	2.30% 0.07	█	24/05/03 22:30:01	15,355,549 47,788,618.42
STARBUCKS CORP US8552441094	73.11	-2.43% -1.82		24/05/03 22:30:01	22,153,770 1,631,625,278.81
SYNOPSIS INC. US8716071076	536.94	2.59% 13.56	█	24/05/03 22:30:01	855,779 459,237,110.43
T-MOBILE US INC. US8725901040	164.60	-0.19% -0.31		24/05/03 22:15:00	4,274,939 703,721,684.88
TAKE-TWO INTERACTIVE SOFT... US8740541094	145.88	1.96% 2.81	█	24/05/03 22:30:01	1,075,136 156,580,352.80
TESLA INC. US88160R1014	181.19	0.66% 1.18		24/05/03 22:15:00	75,491,539 13,683,157,390.52
TEXAS INSTRUMENTS INC US8825081040	178.91	1.77% 3.11	█	24/05/03 22:30:01	4,545,090 811,870,541.89
THE TRADE DESK INC. CLASS... US88339J1051	88.59	0.53% 0.47		24/05/03 22:30:01	3,778,002 335,413,386.35
VERISK ANALYTICS INC. US92345Y1064	237.33	1.53% 3.57	█	24/05/03 22:30:01	1,127,556 266,862,494.74
VERTEX PHARMACEUTICALS IN... US92532F1003	401.08	0.23% 0.92		24/05/03 22:30:01	1,064,066 426,788,308.18
WALGREENS BOOTS AL US9314271084	17.81	1.60% 0.28	█	24/05/03 22:30:01	7,528,623 134,278,378.04
WARNER BROS. DISCOVERY IN... US9344231041	7.97	0.25% 0.02		24/05/03 22:15:00	35,712,311 287,722,690.03
WORKDAY INC. US98138H1014	255.78	1.97% 4.93	█	24/05/03 22:30:01	3,072,637 786,147,062.30
XCEL ENERGY INC US98389B1008	54.25	0.86% 0.46		24/05/03 22:30:01	3,285,090 177,659,366.72