

NASDAQ 100

ISIN: US6311011026

WKN: -

Přehled

03.05.2024 15:33:03

Cena

17.825,7460

USD

Změna



1,62% (284,20)

Základní údaje

ISIN	US6311011026
Symbol	-
Stát	USA
Nástroje v indexu	101
Typ indexu	Price Index
Typ cenného papíru	Index

Tržní data

Otevírací cena	17.848,6607 USD
Max	17.849,1597 USD
Min	17.825,7460 USD
Závěrečná cena (předchozí den)	17.541,5413 USD
Obchodovaný objem (mil.)	28.035.712
Objem (kusy)	5.580.892.949

Top 5

Název	Cena	+ - (%)	Trend
AMGEN INC.	317,675	+14,11	
MERCADOLIB...	1.652,40	+9,72	
APPLE INC	185,56	+7,24	
BOOKING HO...	3.680,085	+5,97	
MONGODB IN...	377,73	+4,01	

Denní 1t 1m 6m 1r 3r

Flop 5

Název	Cena	+ - (%)	Trend
FORTINET I...	61,6545	-5,44	
ILLUMINA I...	122,23	-1,42	

51



Minulá výkonnost nezaručuje výkonnost budoucí.

Zdroj: FactSet

Aktuální analýzy a prognózy

Z trhů

Datum	Nadpis	Stáhnout
03.05.2024	Week Ahead	
02.05.2024	FX markets reflect uncertain interest rate outlook	
02.05.2024	Fed continues to wait for price pressure to ease	
26.04.2024	Week Ahead	
26.04.2024	Global Equity Ratings	

PALO ALTO ...	292,205	-1,05	↓
REGENERON	927,87	-1,04	↓
...			
MODERNA	124,4659	-0,90	→
IN...			

Denní 1t 1m 6m 1r 3r

Futures a opce

Související Futures	-
Související Opce	-

Detaily

03.05.2024 15:33:03

Cena

17.825,7460

USD

Změna



1,62% (284,20)

Základní údaje

ISIN	US6311011026
Symbol	-
Stát	USA
Typ cenného papíru	Index
Nástroje v indexu	101

Tržní data

Otevírací cena	17.848,6607 USD
Max	17.849,1597 USD
Min	17.825,7460 USD
Závěrečná cena (předchozí den)	17.541,5413 USD
Obchodovaný objem (mil.)	28.035.712
Objem (kusy)	5.580.892.949

Výkonnost a riziko

	6m	1r	3r
Výkonn. (%)	+17,57%	+33,77%	+26,56%
Výkonn. (abs.)	+2.622,00	+4.427,88	+3.680,78
Beta	-	-	-
Volatilita	15,76	16,63	23,69

51



Minulá výkonnost nezaručuje výkonnost budoucí.

Zdroj: FactSet

Ceny




























Ø cena 5 dní Ø objem 5 dní (ks.)	17.560,3591 USD (987.057)
Ø cena 30 dní Ø objem 30 dní (ks.)	17.854,2038 USD (846.567)
Ø cena 100 dní Ø objem 100 dní (ks.)	17.500,3921 USD (888.942)
Ø cena 250 dní Ø objem 250 dní (ks.)	15.992,0366 USD (910.744)
YTD Max datum	18.464,7036 USD (21.03.2024)
YTD Min datum	16.249,1890 USD (05.01.2024)
52týdenní max. datum	18.464,7036 USD (21.03.2024)
52týdenní min. datum	12.938,4542 USD (04.05.2023)

Složení




























Strana 1 z 2

<< <

> >>

Název  ISIN	Cena	Změna %  Změna +/-	Výkonnost 	Datum Čas	Obrat v kusech  Peněžní obrat 
ADOBE INC. US00724F1012	483,39	1,43% 6,82		03.05.24 15:32:48	97.697 47.105.045,55
ADVANCED MICRO DEVICES IN... US0079031078	147,28	0,77% 1,12		03.05.24 15:33:04	2.477.689 366.449.677,28
AIRBNB INC. CLASS A US0090661010	160,82	1,57% 2,49		03.05.24 15:33:02	151.367 24.390.787,60
ALPHABET INC A US02079K3059	167,47	0,51% 0,85		03.05.24 15:33:03	1.462.844 245.304.395,01
ALPHABET INC. CLASS C US02079K1079	169,3399	0,52% 0,88		03.05.24 15:33:03	1.198.048 203.184.733,21
AMAZON.COM INC. US0231351067	186,1893	0,80% 1,47		03.05.24 15:33:04	3.009.171 560.955.581,09
AMERICAN ELECTRIC POWER C... US0255371017	88,86	0,69% 0,61		03.05.24 15:32:31	38.432 3.420.598,58
AMGEN INC. US0311621009	318,42	14,38% 40,03		03.05.24 15:33:03	1.263.917 400.113.230,84
ANALOG DEVICES INC. US0326541051	199,63	1,60% 3,14		03.05.24 15:33:01	40.679 8.107.561,75
ANSYS INC. US03662Q1058	315,66	0,36% 1,13		03.05.24 15:32:25	12.694 3.996.407,17
APPLE INC US0378331005	185,52	7,22% 12,49		03.05.24 15:33:04	17.352.074 3.222.316.620,23
APPLIED MATERIALS INC US0382221051	200,83	1,48% 2,92		03.05.24 15:33:03	102.224 20.615.958,92
ASML HOLDING N.V. ADR USN070592100	888,67	2,11% 18,39		03.05.24 15:33:03	65.091 58.047.003,32
ASTRAZENECA PLC SPON. ADR US0463531089	76,33	0,70% 0,53		03.05.24 15:33:01	339.007 25.918.351,50
ATLISSIAN CORP. CLASS A US0494681010	186,125	1,40% 2,58		03.05.24 15:32:55	42.518 7.926.528,94
AUTODESK INC US0527691069	214,18	2,01% 4,23		03.05.24 15:32:56	31.343 6.718.433,83
AUTOMATIC DATA PROCESSING... US0530151036	243,07	0,43% 1,04		03.05.24 15:33:01	31.707 7.700.075,64
BAKER HUGHES INC. 'A' US05722G1004	31,71	-0,03% -0,01		03.05.24 15:32:43	94.459 3.008.334,64
BIOGEN IDEC INC. US09062X1037	214,70	0,56% 1,19		03.05.24 15:33:00	19.079 4.105.316,96
BOOKING HOLDINGS INC. US09857L1089	3.676,08	5,85% 203,17		03.05.24 15:33:03	31.361 115.143.603,11
BROADCOM INC. US11135F1012	1.255,32	1,35% 16,75		03.05.24 15:33:01	69.248 87.097.965,31
CADENCE DESIGN SYSTEMS IN... US1273871087	280,39	1,43% 3,95		03.05.24 15:33:02	33.988 9.530.584,02
CDW CORP. US12514G1085	220,25	0,84% 1,84		03.05.24 15:33:01	12.341 2.715.618,72

CHARTER COMMUN INC US16119P1084	265,99	1,52% 3,99		03.05.24 15:32:12	26.288 6.967.660,86
CINTAS CORP US1729081059	668,72	0,97% 6,43		03.05.24 15:30:00	5.111 3.418.621,63
CISCO SYSTEMS INC US17275R1023	47,13	0,73% 0,34		03.05.24 15:33:03	516.013 24.301.603,23
COCA-COLA EUROPEAN PARTNE... GB00BDCPN049	71,19	-0,48% -0,34		03.05.24 15:33:03	31.732 2.267.937,81
COGNIZANT TECHNOLOGY SOLU... US1924461023	66,69	0,63% 0,42		03.05.24 15:32:57	37.626 2.510.713,52
COMCAST CORP. CLASS A US20030N1019	38,59	0,60% 0,23		03.05.24 15:33:03	216.220 8.323.528,76
CONSTELLATION ENERGY CORP... US21037T1097	190,6331	2,39% 4,45		03.05.24 15:33:03	56.572 10.744.278,14
COPART INC. US2172041061	54,79	0,72% 0,39		03.05.24 15:32:40	39.752 2.173.214,32
COSTAR GROUP INC. US22160N1090	91,14	1,54% 1,38		03.05.24 15:32:33	18.239 1.661.067,47
COSTCO WHOLESALE CORP US22160K1051	733,89	0,20% 1,45		03.05.24 15:32:55	35.661 26.187.237,32
CROWDSTRIKE HOLDINGS INC.... US22788C1053	303,77	0,08% 0,23		03.05.24 15:33:03	140.316 42.861.158,37
CSX CORP COM USD1 US1264081035	33,84	0,80% 0,27		03.05.24 15:32:59	150.918 5.108.387,06
DATADOG INC. CLASS A US23804L1035	126,58	0,89% 1,12		03.05.24 15:33:02	81.396 10.341.088,17
DEXCOM INC. US2521311074	127,60	0,75% 0,95		03.05.24 15:33:02	19.441 2.474.382,78
DIAMONDBACK ENERGY INC. US25278X1090	196,815	-0,41% -0,82		03.05.24 15:33:02	40.568 7.989.509,33
DOLLAR TREE INC US2567461080	120,44	0,55% 0,66		03.05.24 15:32:57	18.318 2.201.839,55
DOORDASH INC. CLASS A US25809K1051	114,58	0,24% 0,27		03.05.24 15:33:00	180.930 20.954.056,15
ELECTRONIC ARTS INC. US2855121099	129,375	0,68% 0,88		03.05.24 15:32:43	27.382 3.539.949,36
EXELON CORP. US30161N1019	37,86	-0,08% -0,03		03.05.24 15:33:03	103.974 3.955.971,99
FASTENAL COMPANY US3119001044	68,5828	0,72% 0,49		03.05.24 15:32:55	55.269 3.786.435,01
FORTINET INC. US34959E1091	61,605	-5,51% -3,60		03.05.24 15:33:04	1.045.836 63.890.697,16
GE HEALTHCARE TECHNOLOGIE... US36266G1076	79,06	1,58% 1,23		03.05.24 15:33:03	48.571 3.821.967,74
GILEAD SCIENCES INC. US3755581036	65,20	-0,20% -0,13		03.05.24 15:33:03	189.700 12.414.617,26
GLOBALFOUNDRIES INC. KYG393871085	48,92	1,33% 0,64		03.05.24 15:32:58	26.614 1.298.275,66
HONEYWELL INTERNATIONAL I... US4385161066	194,80	0,60% 1,16		03.05.24 15:33:03	51.607 10.050.268,04
IDEXX LABORATORIES INC. US45168D1046	492,20	3,44% 16,38		03.05.24 15:32:45	8.547 4.157.756,74
ILLUMINA INC. US4523271090	122,58	-1,14% -1,41		03.05.24 15:33:03	119.241 15.025.808,23
INTEL CORP.	30,845	1,10%		03.05.24	1.956.738

US4581401001		0,34		15:33:03	60.460.334,27
INTUIT INC. US4612021034	622,44	1,37% 8,40		03.05.24 15:31:35	20.290 12.649.805,67
INTUITIVE SURGICAL INC US46120E6023	380,02	0,63% 2,37		03.05.24 15:32:58	34.268 13.036.833,15
KEURIG DR PEPPER US49271V1008	33,50	-0,18% -0,06		03.05.24 15:33:03	99.856 3.352.757,02
KLA CORP. US4824801009	694,8163	1,87% 12,77		03.05.24 15:32:47	10.801 7.499.022,67
KRAFT HEINZ CO. US5007541064	36,73	0,03% 0,01		03.05.24 15:33:03	142.410 5.224.335,89
LAM RESEARCH CORP US5128071082	897,76	1,59% 14,08		03.05.24 15:33:03	14.149 12.712.641,76
LINDE PLC IE000S9YS762	419,335	-0,07% -0,28		03.05.24 15:32:54	134.486 56.342.168,67
LULULEMON ATHLETICA INC. US5500211090	356,09	1,51% 5,29		03.05.24 15:33:00	26.231 9.314.767,30
MARRIOTT INTERNATIONAL IN... US5719032022	237,705	0,91% 2,15		03.05.24 15:32:58	33.168 7.877.062,77
MARVELL TECHNOLOGY INC. US5738741041	68,33	2,49% 1,66		03.05.24 15:33:03	637.504 43.859.473,58
MERCADOLIBRE INC. US58733R1023	1.652,40	9,72% 146,41		03.05.24 15:33:03	131.025 214.332.756,93
META PLATFORMS INC. CLASS... US30303M1027	445,435	0,85% 3,76		03.05.24 15:33:04	1.049.987 467.380.440,32
MICROCHIP TECHNOLOGY INC. US5950171042	91,31	2,07% 1,85		03.05.24 15:33:02	64.082 5.867.853,97
MICRON TECHNOLOGY INC US5951121038	113,68	1,20% 1,35		03.05.24 15:33:04	885.224 101.432.596,75
MICROSOFT CORP. US5949181045	402,305	1,12% 4,47		03.05.24 15:33:04	1.076.391 432.829.157,01
MODERNA INC. US60770K1079	124,255	-1,06% -1,34		03.05.24 15:33:03	263.898 32.862.854,89
MONDELEZ INTERNATIONAL IN... US6092071058	70,44	-0,09% -0,06		03.05.24 15:33:03	150.219 10.607.204,92
MONGODB INC. CLASS A US60937P1066	377,73	4,01% 14,56		03.05.24 15:32:59	36.786 13.739.694,69
MONSTER BEVERAGE CORP. US61174X1090	53,33	-0,11% -0,06		03.05.24 15:32:56	297.541 16.090.459,21
NETFLIX INC US64110L1061	567,9234	0,49% 2,77		03.05.24 15:33:03	149.108 84.539.543,65
NVIDIA CORP. US67066G1040	875,9408	2,07% 17,77		03.05.24 15:33:04	2.832.803 2.474.220.875,07
NXP SEMICONDUCTORS NV NL0009538784	259,075	1,89% 4,81		03.05.24 15:32:53	52.541 13.682.732,44
O'REILLY AUTOMOTIVE INC. US67103H1077	1.006,41	0,02% 0,18		03.05.24 15:32:51	7.250 7.286.147,62
OLD DOMINION FREIGHT LINE... US6795801009	187,8985	2,45% 4,50		03.05.24 15:33:01	70.923 13.238.671,41
ON SEMICONDUCTOR CORP US6821891057	71,13	1,60% 1,12		03.05.24 15:32:59	136.913 9.790.373,27
PACCAR INC. US6937181088	106,73	0,25% 0,27		03.05.24 15:32:56	61.361 6.565.355,27
PALO ALTO NETWORKS INC. US6974351057	291,78	-1,20% -3,54		03.05.24 15:33:03	189.543 55.576.222,49

PAYCHEX INC US7043261079	119,16	0,60% 0,71	█	03.05.24 15:33:04	23.730 2.828.414,47
PAYPAL HOLDINGS INC. US70450Y1038	66,99	0,01% 0,01		03.05.24 15:33:03	520.406 35.123.753,32
PDD HOLDINGS INC SPON ADS... US7223041028	139,28	1,27% 1,74	█	03.05.24 15:33:03	657.039 90.392.974,96
PEPSICO INC. US7134481081	175,375	-0,04% -0,08		03.05.24 15:33:03	119.907 21.044.112,58
QUALCOMM INC. US7475251036	180,64	0,30% 0,54	█	03.05.24 15:33:04	751.222 136.719.156,74
REGENERON PHARMACEUTICALS... US75886F1075	927,87	-1,04% -9,74		03.05.24 15:33:02	7.392 6.856.938,14
ROPER TECHNOLOGIES INC US7766961061	513,84	0,59% 3,02	█	03.05.24 15:32:42	5.205 2.671.151,21
ROSS STORES INC US7782961038	128,38	0,55% 0,70	█	03.05.24 15:33:02	22.398 2.870.815,83
SIRIUS XM HOLDINGS INC. US82968B1035	3,0865	1,20% 0,04	█	03.05.24 15:32:58	363.614 1.120.177,47
STARBUCKS CORP US8552441094	74,5701	-0,48% -0,36		03.05.24 15:33:04	830.460 62.470.223,31
SYNOPSIS INC. US8716071076	529,435	1,16% 6,06	█	03.05.24 15:32:49	19.495 10.314.626,09
T-MOBILE US INC. US8725901040	164,7939	-0,07% -0,12		03.05.24 15:32:58	57.307 9.449.454,83
TAKE-TWO INTERACTIVE SOFT... US8740541094	143,95	0,62% 0,88	█	03.05.24 15:33:00	14.038 2.027.592,91
TESLA INC. US88160R1014	182,025	1,12% 2,02	█	03.05.24 15:33:04	3.775.130 685.738.827,24
TEXAS INSTRUMENTS INC US8825081040	178,26	1,40% 2,46	█	03.05.24 15:33:01	133.665 23.824.617,08
THE TRADE DESK INC. CLASS... US88339J1051	89,82	1,93% 1,70	█	03.05.24 15:32:52	232.890 20.937.031,40
VERISK ANALYTICS INC. US92345Y1064	235,67	0,82% 1,91	█	03.05.24 15:30:18	12.383 2.902.095,82
VERTEX PHARMACEUTICALS IN... US92532F1003	402,3153	0,54% 2,16	█	03.05.24 15:32:58	10.459 4.198.709,51
WALGREENS BOOTS AL US9314271084	17,845	1,80% 0,32	█	03.05.24 15:33:02	271.649 4.822.537,30
WARNER BROS. DISCOVERY IN... US9344231041	8,14	2,39% 0,19	█	03.05.24 15:33:03	1.231.520 9.882.184,49
WORKDAY INC. US98138H1014	254,1225	1,30% 3,27	█	03.05.24 15:32:59	31.134 7.888.423,71
XCEL ENERGY INC US98389B1008	54,00	0,39% 0,21		03.05.24 15:33:00	49.832 2.686.554,20