

## NASDAQ 100

ISIN: US6311011026

WKN: -

## Přehled

24.04.2024 23:16:01

Cena

**17.526,8005**

USD

Změna



0,32% (55,33)

## Základní údaje

ISIN	US6311011026
Symbol	-
Stát	USA
Nástroje v indexu	101
Typ indexu	Price Index
Typ cenného papíru	Index

## Tržní data

Otevírací cena	17.613,6618 USD
Max	17.653,6575 USD
Min	17.435,3321 USD
Závěrečná cena (předchozí den)	17.471,4714 USD
Obchodovaný objem (mil.)	906.291
Objem (kusy)	86.192.193.528

## Top 5

Název	Cena	+ - (%)	Trend
TESLA INC.	162,13	+12,12	
COSTAR GRO...	91,95	+8,73	
ON SEMICON...	65,53	+6,22	
TEXAS INST...	174,81	+5,68	
MICROCHIP ...	90,68	+5,19	

Denní 1t 1m 6m 1r 3r

## Flop 5

Název	Cena	+ - (%)	Trend
OLD DOMINI...	195,06	-11,06	
NETFLIX IN...	555,12	-3,88	
NVIDIA COR...	796,77	-3,33	

51



Minulá výkonnost nezaručuje výkonnost budoucí.

Zdroj: FactSet

## Aktuální analýzy a prognózy

## Z trhů

Datum	Nadpis	Stáhnout
19.04.2024	Week Ahead	
12.04.2024	Week Ahead	
05.04.2024	Week Ahead	
03.04.2024	Global Equity Ratings	
28.03.2024	Week Ahead	

CSX CORP C... 33,67 -2,97 

DOORDASH I... 126,76 -2,01 

Denní 1t 1m 6m 1r 3r

**Futures a opce**

Související Futures -

Související Opce -

## Detaily

24.04.2024 23:16:01

Cena

**17.526,8005**

USD

Změna



0,32% (55,33)

### Základní údaje

ISIN	US6311011026
Symbol	-
Stát	USA
Typ cenného papíru	Index
Nástroje v indexu	101

### Tržní data

Otevírací cena	17.613,6618 USD
Max	17.653,6575 USD
Min	17.435,3321 USD
Závěrečná cena (předchozí den)	17.471,4714 USD
Obchodovaný objem (mil.)	906.291
Objem (kusy)	86.192.193.528

### Výkonnost a riziko

	6m	1r	3r
Výkonn. (%)	+18,86%	+35,14%	+25,72%
Výkonn. (abs.)	+2.780,95	+4.557,04	+3.585,36
Beta	-	-	-
Volatilita	15,86	16,62	23,65



Minulá výkonnost nezaručuje výkonnost budoucí.

Zdroj: FactSet

### Ceny

Ø cena 5 dní   Ø objem 5 dní (ks.)	17.328,2234 USD (840.445)
Ø cena 30 dní   Ø objem 30 dní (ks.)	17.951,4219 USD (847.932)
Ø cena 100 dní   Ø objem 100 dní (ks.)	17.402,8027 USD (883.857)
Ø cena 250 dní   Ø objem 250 dní (ks.)	15.886,1627 USD (910.355)
YTD Max   datum	18.464,7036 USD (21.03.2024)
YTD Min   datum	16.249,1890 USD (05.01.2024)
52týdenní max.   datum	18.464,7036 USD (21.03.2024)
52týdenní min.   datum	12.724,2429 USD (25.04.2023)















51

## Složení

Strana 1 z 2














<< < 

&gt; &gt;&gt;

Název  ISIN	Cena	Změna %  Změna +/-	Výkonnost 	Datum Čas	Obrát v kusech  Peněžní obrát 
ADOBE INC. US00724F1012	477,12	0,89% 4,20		24.04.24 22:00:00	2.338.044 1.113.278.855,03
ADVANCED MICRO DEVICES IN... US0079031078	151,74	-0,33% -0,50		24.04.24 22:00:00	43.412.550 6.638.310.650,90
AIRBNB INC. CLASS A US0090661010	162,84	1,17% 1,89		24.04.24 22:00:00	3.854.493 628.484.477,00
ALPHABET INC A US02079K3059	159,13	0,54% 0,86		24.04.24 22:00:00	22.779.112 3.605.058.499,66
ALPHABET INC. CLASS C US02079K1079	161,10	0,74% 1,18		24.04.24 22:00:00	19.485.694 3.120.280.444,46
AMAZON.COM INC. US0231351067	176,59	-1,63% -2,93		24.04.24 22:00:00	34.185.109 6.058.557.058,20
AMERICAN ELECTRIC POWER C... US0255371017	86,37	0,96% 0,83		24.04.24 22:00:00	3.865.225 332.310.589,35
AMGEN INC. US0311621009	273,01	-0,23% -0,63		24.04.24 22:00:00	2.467.127 674.261.086,70
ANALOG DEVICES INC. US0326541051	196,50	3,43% 6,51		24.04.24 22:00:00	6.527.523 1.291.571.519,60
ANSYS INC. US03662Q1058	328,57	0,80% 2,60		24.04.24 22:00:00	219.002 71.681.811,96
APPLE INC US0378331005	169,02	1,32% 2,20		24.04.24 22:00:00	48.251.835 8.127.559.094,67
APPLIED MATERIALS INC US0382221051	196,06	1,46% 2,82		24.04.24 22:00:00	4.609.370 903.090.439,56
ASML HOLDING N.V. ADR USN070592100	892,32	-1,03% -9,25		24.04.24 22:00:00	860.552 771.142.948,96
ASTRAZENECA PLC SPON. ADR US0463531089	71,20	0,49% 0,35		24.04.24 22:00:00	6.137.682 436.432.970,53
ATLISSIAN CORP. CLASS A US0494681010	199,01	-0,22% -0,43		24.04.24 22:00:00	838.206 167.357.940,58
AUTODESK INC US0527691069	215,00	-1,34% -2,91		24.04.24 22:00:00	2.628.238 566.538.869,69
AUTOMATIC DATA PROCESSING... US0530151036	246,61	-0,08% -0,20		24.04.24 22:00:00	1.455.810 358.378.284,79
BAKER HUGHES INC. 'A' US05722G1004	32,67	-1,06% -0,35		24.04.24 22:00:00	11.446.966 375.689.171,36
BIOGEN IDEC INC. US09062X1037	201,99	4,56% 8,81		24.04.24 22:00:00	3.265.676 660.089.424,48
BOOKING HOLDINGS INC. US09857L1089	3.517,52	-0,41% -14,43		24.04.24 22:00:00	155.900 548.981.757,51
BROADCOM INC. US11135F1012	1.256,82	0,65% 8,12		24.04.24 22:00:00	2.010.793 2.535.931.566,86
CADENCE DESIGN SYSTEMS IN... US1273871087	277,66	-1,46% -4,10		24.04.24 22:00:00	2.329.158 649.266.579,82
CDW CORP. US12514G1085	240,69	0,09% 0,22		24.04.24 22:00:00	450.709 108.547.029,11

CHARTER COMMUN INC US16119P1084	264,70	-0,62% -1,65		24.04.24 22:00:00	1.133.028 298.550.853,25
CINTAS CORP US1729081059	664,13	-0,33% -2,20		24.04.24 22:00:00	752.060 499.047.390,37
CISCO SYSTEMS INC US17275R1023	48,35	0,10% 0,05		24.04.24 22:00:00	14.828.461 714.891.968,72
COCA-COLA EUROPEAN PARTNE... GB00BDCPN049	69,66	0,75% 0,52		24.04.24 22:00:00	1.114.521 77.517.137,03
COGNIZANT TECHNOLOGY SOLU... US1924461023	67,52	-0,37% -0,25		24.04.24 22:00:00	4.256.078 287.034.282,09
COMCAST CORP. CLASS A US20030N1019	40,21	-0,37% -0,15		24.04.24 22:00:00	19.581.243 786.790.854,61
CONSTELLATION ENERGY CORP... US21037T1097	186,16	-1,15% -2,16		24.04.24 22:00:00	2.266.444 424.500.285,80
COPART INC. US2172041061	54,93	1,16% 0,63		24.04.24 22:00:00	3.717.956 203.653.018,81
COSTAR GROUP INC. US22160N1090	91,95	8,73% 7,38		24.04.24 22:00:00	4.739.698 433.663.703,01
COSTCO WHOLESALE CORP US22160K1051	723,89	0,17% 1,21		24.04.24 22:00:00	1.206.638 871.710.150,50
CROWDSTRIKE HOLDINGS INC.... US22788C1053	297,62	-0,68% -2,03		24.04.24 22:00:00	1.656.152 494.897.700,77
CSX CORP COM USD1 US1264081035	33,67	-2,97% -1,03		24.04.24 22:00:00	23.767.917 801.409.352,40
DATADOG INC. CLASS A US23804L1035	127,07	0,47% 0,60		24.04.24 22:00:00	3.283.714 417.917.538,94
DEXCOM INC. US2521311074	137,87	2,89% 3,87		24.04.24 22:00:00	3.238.221 444.447.742,77
DIAMONDBACK ENERGY INC. US25278X1090	205,24	0,43% 0,87		24.04.24 22:00:00	1.289.465 264.347.556,05
DOLLAR TREE INC US2567461080	122,39	-0,14% -0,17		24.04.24 22:00:00	1.738.800 212.448.363,29
DOORDASH INC. CLASS A US25809K1051	126,76	-2,01% -2,60		24.04.24 22:00:00	4.310.321 550.999.969,47
ELECTRONIC ARTS INC. US2855121099	128,14	0,76% 0,97		24.04.24 22:00:00	1.483.474 189.444.138,27
EXELON CORP. US30161N1019	37,77	0,53% 0,20		24.04.24 22:00:00	5.061.364 190.495.717,93
FASTENAL COMPANY US3119001044	67,74	0,34% 0,23		24.04.24 22:00:00	3.087.382 209.191.883,46
FORTINET INC. US34959E1091	65,45	1,00% 0,65		24.04.24 22:00:00	3.817.138 249.303.974,85
GE HEALTHCARE TECHNOLOGIE... US36266G1076	86,72	0,59% 0,51		24.04.24 22:00:00	2.020.280 175.102.026,85
GILEAD SCIENCES INC. US3755581036	67,08	0,07% 0,05		24.04.24 22:00:00	8.467.060 566.515.500,67
GLOBALFOUNDRIES INC. KYG393871085	47,31	2,07% 0,96		24.04.24 22:00:00	1.909.755 89.641.006,49
HONEYWELL INTERNATIONAL I... US4385161066	194,79	-0,70% -1,37		24.04.24 22:00:00	3.578.298 697.056.933,81
IDEXX LABORATORIES INC. US45168D1046	494,38	0,12% 0,58		24.04.24 22:00:00	493.145 243.570.516,21
ILLUMINA INC. US4523271090	122,87	-1,28% -1,59		24.04.24 22:00:00	1.254.629 153.621.154,44
INTEL CORP.	34,50	0,67%		24.04.24	53.261.096

US4581401001		0,23		22:00:00	1.847.119.968,03
INTUIT INC. US4612021034	635,49	0,73% 4,61		24.04.24 22:00:00	1.378.172 875.706.718,55
INTUITIVE SURGICAL INC US46120E6023	375,01	-0,53% -1,99		24.04.24 22:00:00	1.325.633 498.266.100,53
KEURIG DR PEPPER US49271V1008	32,34	1,83% 0,58		24.04.24 22:00:00	11.479.405 368.479.965,91
KLA CORP. US4824801009	656,54	1,16% 7,55		24.04.24 22:00:00	873.448 573.169.297,56
KRAFT HEINZ CO. US5007541064	38,57	1,26% 0,48		24.04.24 22:00:00	7.250.136 278.284.526,19
LAM RESEARCH CORP US5128071082	884,89	-0,34% -3,05		24.04.24 22:00:00	1.949.095 1.739.200.359,40
LINDE PLC IE000S9YS762	444,32	-0,17% -0,74		24.04.24 22:00:00	1.969.118 868.370.052,20
LULULEMON ATHLETICA INC. US5500211090	364,59	0,00% 0,00		24.04.24 22:00:00	1.260.327 459.654.761,34
MARRIOTT INTERNATIONAL IN... US5719032022	244,06	1,81% 4,35		24.04.24 22:00:00	2.301.316 564.233.706,39
MARVELL TECHNOLOGY INC. US5738741041	64,85	1,49% 0,95		24.04.24 22:00:00	9.111.567 589.516.635,55
MERCADOLIBRE INC. US58733R1023	1.370,00	-1,79% -25,00		24.04.24 22:00:00	301.301 413.848.772,10
META PLATFORMS INC. CLASS... US30303M1027	493,50	-0,46% -2,28		24.04.24 22:00:00	37.772.677 17.835.574.223,61
MICROCHIP TECHNOLOGY INC. US5950171042	90,68	5,19% 4,47		24.04.24 22:00:00	7.141.004 646.102.413,65
MICRON TECHNOLOGY INC US5951121038	111,78	-0,61% -0,69		24.04.24 22:00:00	20.505.925 2.279.040.065,09
MICROSOFT CORP. US5949181045	409,06	0,49% 2,01		24.04.24 22:00:00	15.065.330 6.158.488.026,28
MODERNA INC. US60770K1079	108,85	0,89% 0,96		24.04.24 22:00:00	3.410.216 371.136.931,69
MONDELEZ INTERNATIONAL IN... US6092071058	71,31	0,78% 0,55		24.04.24 22:00:00	16.596.946 1.180.208.116,69
MONGODB INC. CLASS A US60937P1066	369,29	0,81% 2,98		24.04.24 22:00:00	1.314.596 483.122.222,91
MONSTER BEVERAGE CORP. US61174X1090	54,33	1,12% 0,60		24.04.24 22:00:00	6.944.730 377.312.988,05
NETFLIX INC US64110L1061	555,12	-3,88% -22,40		24.04.24 22:00:00	5.355.312 2.988.290.335,61
NVIDIA CORP. US67066G1040	796,77	-3,33% -27,41		24.04.24 22:00:00	51.220.753 41.654.349.876,17
NXP SEMICONDUCTORS NV NL0009538784	235,04	4,14% 9,35		24.04.24 22:00:00	3.810.687 895.140.146,29
O'REILLY AUTOMOTIVE INC. US67103H1077	1.092,70	0,03% 0,35		24.04.24 22:00:00	461.772 504.269.947,45
OLD DOMINION FREIGHT LINE... US6795801009	195,06	-11,06% -24,26		24.04.24 22:00:00	4.479.524 891.572.282,07
ON SEMICONDUCTOR CORP US6821891057	65,53	6,22% 3,84		24.04.24 22:00:00	12.812.255 839.077.774,78
PACCAR INC. US6937181088	113,74	0,37% 0,42		24.04.24 22:00:00	2.865.337 325.909.501,42
PALO ALTO NETWORKS INC. US6974351057	293,82	0,06% 0,18		24.04.24 22:00:00	2.850.367 836.321.163,28

PAYCHEX INC US7043261079	122,52	0,74% 0,90		24.04.24 22:00:00	1.806.757 220.230.662,75
PAYPAL HOLDINGS INC. US70450Y1038	64,84	0,59% 0,38		24.04.24 22:00:00	8.189.112 529.829.873,84
PDD HOLDINGS INC SPON ADS... US7223041028	127,55	-0,37% -0,48		24.04.24 22:00:00	7.222.945 922.254.132,22
PEPSICO INC. US7134481081	177,41	3,55% 6,08		24.04.24 22:00:00	10.016.685 1.759.469.145,65
QUALCOMM INC. US7475251036	163,63	1,41% 2,27		24.04.24 22:00:00	6.130.515 1.003.090.106,93
REGENERON PHARMACEUTICALS... US75886F1075	906,54	-0,09% -0,78		24.04.24 22:00:00	373.718 339.785.675,29
ROPER TECHNOLOGIES INC US7766961061	538,01	-0,30% -1,61		24.04.24 22:00:00	631.599 339.193.772,34
ROSS STORES INC US7782961038	132,61	-0,36% -0,48		24.04.24 22:00:00	2.366.775 313.800.216,91
SIRIUS XM HOLDINGS INC. US82968B1035	3,16	0,16% 0,01		24.04.24 22:00:00	17.842.122 56.285.225,41
STARBUCKS CORP US8552441094	88,75	1,00% 0,88		24.04.24 22:00:00	7.183.882 634.145.374,40
SYNOPSIS INC. US8716071076	527,52	0,00% 0,02		24.04.24 22:00:00	1.430.954 761.674.015,38
T-MOBILE US INC. US8725901040	164,18	0,60% 0,98		24.04.24 22:00:00	4.713.665 772.125.631,97
TAKE-TWO INTERACTIVE SOFT... US8740541094	142,83	0,78% 1,11		24.04.24 22:00:00	1.024.852 145.864.522,13
TESLA INC. US88160R1014	162,13	12,12% 17,52		24.04.24 22:00:00	181.178.020 29.337.559.445,38
TEXAS INSTRUMENTS INC US8825081040	174,81	5,68% 9,39		24.04.24 22:00:00	13.965.891 2.452.386.117,56
THE TRADE DESK INC. CLASS... US88339J1051	83,79	3,27% 2,65		24.04.24 22:00:00	6.568.238 551.014.316,28
VERISK ANALYTICS INC. US92345Y1064	222,25	0,00% 0,00		24.04.24 22:00:00	1.008.952 223.565.339,91
VERTEX PHARMACEUTICALS IN... US92532F1003	400,76	-1,02% -4,15		24.04.24 22:00:00	806.473 323.916.986,87
WALGREENS BOOTS AL US9314271084	17,81	-1,30% -0,24		24.04.24 22:00:00	10.269.708 182.438.879,76
WARNER BROS. DISCOVERY IN... US9344231041	8,38	-0,71% -0,06		24.04.24 22:00:00	20.324.163 169.442.543,69
WORKDAY INC. US98138H1014	255,74	-0,42% -1,08		24.04.24 22:00:00	1.163.484 297.819.687,46
XCEL ENERGY INC US98389B1008	55,33	0,10% 0,06		24.04.24 22:00:00	4.614.423 255.367.167,66