

NASDAQ 100

ISIN: US6311011026 WKN: -

Overview

2023/06/05 23:16:01

Price

14,556.4966

USD

Difference ▲ 0.07% (9.86)

General attributes

ISIN US6311011026

Symbol -

Country USA

Instruments in index 101

Type of index Price Index

Security type Index

Market data

Open 14,550.1264 USD

High 14,662.9465 USD

Low 14,516.8782 USD

Close (prev. day) 14,546.6405 USD

Trading volume (m) 998,274

Volume (pcs) 86,077,260,468

Top 5

Name	Price	+ - (%)	Trend
FORTINET I...	71.27	+4.61	▲
PALO ALTO ...	226.79	+4.40	▲
ZSCALER IN...	148.05	+3.97	▲
ZOOM VIDEO...	69.02	+2.88	▲
INTUIT INC...	442.84	+2.87	▲

Intraday 1W 1M 6m 1Y 3Y

Flop 5

Name	Price	+ - (%)	Trend
INTEL CORP...	29.86	-4.63	▼
GLOBALFOUN...	56.63	-4.29	▼
COGNIZANT ...	61.30	-3.86	▼
MARVELL TE...	58.03	-3.57	▼
TEXAS INST...	170.26	-2.84	▼

Intraday 1W 1M 6m 1Y 3Y

5Y



Information about previous performance does not guarantee future performance.

Source: FactSet

Recent research

on market

Date	Headline	Download
2023/06/06	Global Equity Ratings	Download
2023/06/02	When will inflation fall?	Download
2023/06/01	Global Equity Ratings	Download
2023/05/26	Week Ahead	Download
2023/05/24	Global Equity Ratings	Download

Futures and Options

Related Futures 0

Related Options -

Details

2023/06/05 23:16:01

Price

14,556.4966

USD

Difference



0.07% (9.86)

General attributes

ISIN	US6311011026
Symbol	-
Country	USA
Security type	Index
Instruments in index	101

Market data

Open	14,550.1264 USD
High	14,662.9465 USD
Low	14,516.8782 USD
Close (prev. day)	14,546.6405 USD
Trading volume (m)	998,274
Volume (pcs)	86,077,260,468

Performance and Risk

	6m	1Y	3Y
Perf (%)	+23.50%	+16.01%	+48.17%
Perf (abs.)	+2,769.70	+2,008.47	+4,732.11
Beta	-	-	-
Volatility	21.40	27.31	25.68



5Y








Information about previous performance does not guarantee future performance.
Source: FactSet

Price data

Ø price 5 days Ø volume 5 days (pcs.)	14,430.7453 USD (1,199,955)
Ø price 30 days Ø volume 30 days (pcs.)	13,555.9724 USD (998,184)
Ø price 100 days Ø volume 100 days (pcs.)	12,742.7652 USD (1,005,896)
Ø price 250 days Ø volume 250 days (pcs.)	12,188.5736 USD (955,258)
YTD High date	14,662.9465 USD (2023/06/05)
YTD Low date	10,696.4227 USD (2023/01/06)
52 Weeks High date	14,662.9465 USD (2023/06/05)
52 Weeks Low date	10,440.6384 USD (2022/10/13)

Composition

Name ISIN	Price	Diff % Diff +/-	Performance	Date Time	Turnover Pc. Turnover Money
ACTIVISION BLIZZARD INC US00507V1098	80.84	0.42% 0.34		23/06/05 22:00:00	4,068,229 329,120,860.25
ADOBE INC. US00724F1012	434.18	-0.50% -2.19		23/06/05 22:00:00	3,447,429 1,498,184,557.48
ADVANCED MICRO DEVICES IN... US0079031078	117.93	0.06% 0.07		23/06/05 22:00:00	52,602,861 6,217,409,265.65
AIRBNB INC. CLASS A US0090661010	115.69	-2.01% -2.37		23/06/05 22:00:00	8,324,362 954,179,851.22
ALIGN TECHNOLOGY INC. US0162551016	305.15	1.04% 3.15		23/06/05 22:00:00	602,888 183,928,060.80
ALPHABET INC A US02079K3059	126.01	1.07% 1.34		23/06/05 22:00:00	32,305,531 4,077,918,291.69
ALPHABET INC. CLASS C US02079K1079	126.63	1.12% 1.40		23/06/05 22:00:00	22,672,516 2,874,691,765.75
AMAZON.COM INC. US0231351067	125.30	0.85% 1.05		23/06/05 22:00:00	47,950,128 5,989,034,685.69
AMERICAN ELECTRIC POWER C... US0255371017	84.00	0.66% 0.55		23/06/05 22:00:00	2,349,402 197,274,364.98
AMGEN INC. US0311621009	221.88	1.75% 3.81		23/06/05 22:00:00	2,498,650 554,438,758.80
ANALOG DEVICES INC. US0326541051	174.98	-2.68% -4.82		23/06/05 22:00:00	3,311,586 581,074,648.07
ANSYS INC. US03662Q1058	326.02	0.31% 1.02		23/06/05 22:00:00	448,607 145,955,129.86
APPLE INC US0378331005	179.58	-0.76% -1.37		23/06/05 22:00:00	121,946,497 22,211,968,853.87
APPLIED MATERIALS INC US0382221051	133.73	-0.67% -0.90		23/06/05 22:00:00	3,798,281 508,492,951.49
ASML HOLDING N.V. ADR USN070592100	722.20	-0.34% -2.45		23/06/05 22:00:00	663,685 479,656,564.12
ASTRAZENECA PLC ADR US0463531089	73.20	0.84% 0.61		23/06/05 22:00:00	4,444,556 325,104,478.78
ATLISSIAN CORP. CLASS A US0494681010	183.27	-0.34% -0.63		23/06/05 22:00:00	1,386,195 252,190,898.11
AUTODESK INC US0527691069	208.43	2.05% 4.19		23/06/05 22:00:00	1,341,524 277,790,572.31
AUTOMATIC DATA PROCESSING... US0530151036	216.24	-0.13% -0.28		23/06/05 22:00:00	1,205,407 260,772,636.94
BAKER HUGHES INC. 'A' US05722G1004	29.67	0.30% 0.09		23/06/05 22:00:00	5,330,466 157,908,568.49
BIOGEN IDEC INC. US09062X1037	302.13	0.64% 1.93		23/06/05 22:00:00	1,085,217 327,893,085.55
BOOKING HOLDINGS INC. US09857L1089	2,670.76	1.72% 45.11		23/06/05 22:00:00	313,004 831,796,211.70
BROADCOM INC. US11135F1012	802.30	-1.19% -9.70		23/06/05 22:00:00	2,622,196 2,099,546,195.90

CADENCE DESIGN SYSTEMS IN... US1273871087	232.33	1.15% 2.64		23/06/05 22:00:00	1,766,303 409,465,522.43
CHARTER COMMUN INC US16119P1084	334.91	1.70% 5.59		23/06/05 22:00:00	872,725 291,140,910.55
CINTAS CORP US1729081059	484.25	0.56% 2.69		23/06/05 22:00:00	258,076 124,860,316.60
CISCO SYSTEMS INC US17275R1023	50.21	0.38% 0.19		23/06/05 22:00:00	13,964,138 702,435,949.76
COGNIZANT TECHNOLOGY SOLU... US1924461023	61.30	-3.86% -2.46		23/06/05 22:00:00	5,868,768 361,221,218.22
COMCAST CORP. CLASS A US20030N1019	39.79	1.53% 0.60		23/06/05 22:00:00	24,043,205 953,051,842.17
CONSTELLATION ENERGY CORP... US21037T1097	87.51	-0.03% -0.03		23/06/05 22:00:00	1,819,035 160,012,779.76