

## NASDAQ 100

ISIN:

US6311011026

WKN: -

## Overview

2022/08/05 23:15:59

Price

**13,207.6924**

USD

Difference ▼ -0.78% (-103.35)

## General attributes

ISIN US6311011026

Symbol -

Country USA

Instruments in index 102

Type of index Price Index

Security type Index

## Market data

Open 13,107.4461 USD

High 13,286.0211 USD

Low 13,070.3636 USD

Close (prev. day) 13,311.0414 USD

Trading volume (m) 742,494

Volume (pcs) 61,624,126,543

## Top 5

Name	Price	+ - (%)	Trend
ATLASSIAN ...	268.59	+16.57	▲
CONSTELLAT...	74.30	+10.14	▲
VERTEX PHA...	288.03	+4.80	▲
DATADOG IN...	113.29	+2.53	▲
MATCH GROU...	67.78	+1.88	▲

Intraday 1W 1M 6m 1Y 3Y

## Flop 5

Name	Price	+ - (%)	Trend
TESLA INC.	864.51	-6.63	▼
MONSTER BE...	91.38	-5.17	▼
MODERNA IN...	186.84	-3.78	▼
MICRON TEC...	62.46	-3.69	▼
LUCID GROU...	18.05	-2.75	▼

Intraday 1W 1M 6m 1Y 3Y

5Y



Information about previous performance does not guarantee future performance.

Source: FactSet

## Recent research

on market

Date	Headline	Download
2022/08/05	Week Ahead	↓
2022/07/29	Week Ahead	↓
2022/07/28	US Fed becomes more cautious	↓
2022/07/25	Global Equity Ratings	↓
2022/07/22	Week Ahead	↓

**Futures and Options**

**Related Futures** 9

**Related Options** -

## Details

2022/08/05 23:15:59

Price

**13,207.6924**

USD

Difference ▼ -0.78% (-103.35)

## General attributes

ISIN	US6311011026
Symbol	-
Country	USA
Security type	Index
Instruments in index	102

## Market data

Open	13,107.4461 USD
High	13,286.0211 USD
Low	13,070.3636 USD
Close (prev. day)	13,311.0414 USD
Trading volume (m)	742,494
Volume (pcs)	61,624,126,543

## Performance and Risk

	6m	1Y	3Y
Perf (%)	-10.12%	-13.00%	+78.10%
Perf (abs.)	-1,486.66	-1,973.95	+5,792.00
Beta	-	-	-
Volatility	34.76	28.45	28.85









Information about previous performance does not guarantee future performance.  
Source: FactSet

## Price data

Ø price 5 days   Ø volume 5 days (pcs.)	13,122.8753 USD (842,860)
Ø price 30 days   Ø volume 30 days (pcs.)	12,244.4014 USD (819,419)
Ø price 100 days   Ø volume 100 days (pcs.)	12,869.6812 USD (858,787)
Ø price 250 days   Ø volume 250 days (pcs.)	14,322.0779 USD (775,456)
YTD High   date	16,513.8692 USD (2022/01/04)
YTD Low   date	11,037.2091 USD (2022/06/16)
52 Weeks High   date	16,764.8552 USD (2021/11/22)
52 Weeks Low   date	11,037.2091 USD (2022/06/16)

## Composition

Name ISIN	Price	Diff % Diff +/-	Performance	Date Time	Turnover Pc. Turnover Money
ACTIVISION BLIZZARD INC US00507V1098	80.49	-0.21% -0.17		22/08/05 22:00:00	2,384,960 191,711,520.14
ADOBE INC. US00724F1012	433.43	0.66% 2.84		22/08/05 22:00:01	2,481,397 1,068,230,944.87
ADVANCED MICRO DEVICES IN... US0079031078	102.31	-1.54% -1.60		22/08/05 22:00:01	93,859,876 9,621,907,147.00
AIRBNB INC. CLASS A US0090661010	117.11	-1.77% -2.11		22/08/05 22:00:00	6,494,951 757,250,055.10
ALIGN TECHNOLOGY INC. US0162551016	293.89	0.05% 0.16		22/08/05 22:00:00	708,229 206,212,293.28
ALPHABET INC A US02079K3059	117.47	-0.61% -0.72		22/08/05 22:00:01	19,159,520 2,245,112,578.09
ALPHABET INC. CLASS C US02079K1079	118.22	-0.55% -0.65		22/08/05 22:00:00	15,615,663 1,841,628,624.90
AMAZON.COM INC. US0231351067	140.80	-1.24% -1.77		22/08/05 22:00:00	50,686,865 7,140,347,734.00
AMERICAN ELECTRIC POWER C... US0255371017	99.46	-0.49% -0.49		22/08/05 22:00:00	2,699,261 268,250,755.52
AMGEN INC. US0311621009	246.25	-0.30% -0.73		22/08/05 22:00:00	2,723,887 669,528,858.81
ANALOG DEVICES INC. US0326541051	177.25	0.16% 0.29		22/08/05 22:00:01	2,495,266 440,919,047.03
ANSYS INC. US03662Q1058	285.48	-2.44% -7.15		22/08/05 22:00:01	473,948 135,733,823.56
APPLE INC US0378331005	165.35	-0.14% -0.23		22/08/05 22:00:00	56,696,985 9,340,443,753.00
APPLIED MATERIALS INC US0382221051	109.62	-1.30% -1.44		22/08/05 22:00:01	4,784,018 523,018,209.19
ASML HOLDING N.V. ADR USN070592100	577.31	-1.89% -11.15		22/08/05 22:00:00	768,062 440,653,255.27
ASTRAZENECA PLC ADR US0463531089	66.03	-0.39% -0.26		22/08/05 22:00:00	6,336,004 418,251,397.91
ATLISSIAN CORPORATION PLC... GB00BZ09BD16	268.59	16.57% 38.18		22/08/05 22:00:00	6,815,189 1,790,534,058.80
AUTODESK INC US0527691069	221.70	-0.11% -0.24		22/08/05 22:00:01	1,113,414 245,454,339.63
AUTOMATIC DATA PROCESSING... US0530151036	247.20	1.32% 3.21		22/08/05 22:00:00	1,168,798 286,990,458.61
BAIDU INC. SPON. ADR US0567521085	137.82	-1.61% -2.25		22/08/05 22:00:00	1,155,299 158,796,782.19
BIOGEN IDEC INC. US09062X1037	218.20	0.41% 0.90		22/08/05 22:00:00	670,487 145,907,947.65
BOOKING HOLDINGS INC. US09857L1089	1,924.97	-1.14% -22.28		22/08/05 22:00:00	383,682 738,253,232.79
BROADCOM INC. US11135F1012	551.44	-0.25% -1.36		22/08/05 22:00:00	1,435,744 787,744,665.37

CADENCE DESIGN SYSTEMS IN... US1273871087	186.55	0.52% 0.97		22/08/05 22:00:00	1,422,880 263,648,595.12
CHARTER COMMUN INC US16119P1084	462.98	0.77% 3.53		22/08/05 22:00:00	828,895 382,124,228.41
CINTAS CORP US1729081059	423.61	-0.84% -3.58		22/08/05 22:00:00	294,280 124,587,393.30
CISCO SYSTEMS INC US17275R1023	45.01	-0.82% -0.37		22/08/05 22:00:00	19,533,918 876,865,434.76
COGNIZANT TECHNOLOGY SOLU... US1924461023	68.72	-0.03% -0.02		22/08/05 22:00:00	2,002,562 137,053,649.24
COMCAST CORP. CLASS A US20030N1019	38.27	-1.70% -0.66		22/08/05 22:00:00	20,752,244 792,586,203.78
CONSTELLATION ENERGY CORP... US21037T1097	74.30	10.14% 6.84		22/08/05 22:00:00	4,216,830 310,409,301.88