

## PX INDEX

ISIN: **XC0009698371** WKN: -

## Overview

2024/09/18 16:35:00

Price

**1,567.87** CZKDifference  -0.41% (-6.42)

## General attributes

ISIN XC0009698371

Symbol -

Country Czechia

Instruments in index 11

Type of index Price Index

Security type Index

## Market data

Open 1,571.91 CZK

High 1,575.42 CZK

Low 1,564.28 CZK

Close (prev. day) 1,574.29 CZK

Trading volume (m) -

Volume (pcs) -

## Top 5

Name	Price	+ - (%)	Trend
PRIMOCO UA...	910.00	+1.11	
KOFOLA CES...	327.00	+0.62	

Intraday 1W 1M 6m 1Y 3Y

## Flop 5

Name	Price	+ - (%)	Trend
PHOTON ENE...	37.00	-2.63	
VIENNA INS...	30.20	-1.18	
KOMERCNI B...	763.50	-0.59	
ERSTE GROU...	47.89	-0.50	
PHILIP MOR...	15,200.00	-0.39	

Intraday 1W 1M 6m 1Y 3Y

5Y













Information about previous performance does not guarantee future performance.

Source: FactSet

## Recent research

on market

Date	Headline	Download
2024/09/18	 Český automobilový průmysl a trh v kostce: Výroba ...	
2024/09/18	 Akciové trhy - denní zpráva	
2024/09/18	 CZ Ranní restart	
2024/09/17	 Studie: Zaměstnanost v evropském zemědělství klesá...	
2024/09/17	 Akciové trhy - denní zpráva	

**Futures and Options**

**Related Futures** -

**Related Options** -

## Details

2024/09/18 16:35:00

Price

**1,567.87** CZK

Difference

**-0.41%** (-6.42)

## General attributes

ISIN XC0009698371

Symbol -

Country Czechia

Security type Index

Instruments in index 11

## Market data

Open 1,571.91 CZK

High 1,575.42 CZK

Low 1,564.28 CZK

Close (prev. day) 1,574.29 CZK

Trading volume (m) -

Volume (pcs) -

## Performance and Risk

	6m	1Y	3Y
Perf (%)	+5.06%	+15.99%	+20.12%
Perf (abs.)	+75.49	+216.19	+262.63
Beta	-	-	-
Volatility	11.53	9.78	14.90

1,600.00

1,400.00

1,200.00

1,000.00

800.00

2020

2021

2022

2023

2024

5Y

Information about previous performance does not guarantee future performance.  
Source: FactSet

## Price data

Ø price 5 days   Ø volume 5 days (pcs.)	1,575.34 CZK (0)
Ø price 30 days   Ø volume 30 days (pcs.)	1,578.54 CZK (0)
Ø price 100 days   Ø volume 100 days (pcs.)	1,565.81 CZK (0)
Ø price 250 days   Ø volume 250 days (pcs.)	1,485.96 CZK (0)
YTD High   date	1,619.09 CZK (2024/07/24)
YTD Low   date	1,414.06 CZK (2024/01/02)
52 Weeks High   date	1,619.09 CZK (2024/07/24)
52 Weeks Low   date	1,325.12 CZK (2023/10/05)

## Composition

Name  ISIN	Price	Diff %  Diff +/-	Performance 	Date Time	Turnover Pc.  Turnover Money 
CEZ AS CZ0005112300	855.00	0.00% 0.00		24/09/18 16:15:23	99,940 85,440,238.00
COLT CZ GROUP SE CZK0.10 CZ0009008942	620.00	0.00% 0.00		24/09/18 16:15:06	14,537 9,039,349.00
ERSTE GROUP BANK AG AT0000652011	1,191.00	-0.50% -6.00		24/09/18 16:16:32	24,367 29,130,249.50
GEVORKYAN A.S. NPV SK1000025322	260.00	0.00% 0.00		24/09/18 15:07:06	891 228,460.00
KOFOLA CESKOSLOVENSKO AS ... CZ0009000121	327.00	0.62% 2.00		24/09/18 16:15:20	5,263 1,727,774.00
KOMERCNI BANKA CZ0008019106	763.50	-0.59% -4.50		24/09/18 16:15:29	41,933 32,063,614.00
MONETA MONEY BANK A.S. CZ0008040318	110.00	0.00% 0.00		24/09/18 16:15:03	264,947 28,897,309.60
PHILIP MORRIS(CZ) CZK1000 CS0008418869	15,200.00	-0.39% -60.00		24/09/18 16:15:26	204 3,103,220.00
PHOTON ENERGY NV NL0010391108	37.00	-2.63% -1.00		24/09/18 13:37:23	8,578 322,119.00
PRIMOCO UAV SE CZK1 CZ0005135970	910.00	1.11% 10.00		24/09/18 09:52:04	98 88,230.00
VIENNA INSURANCE GROUP AT0000908504	753.00	-1.18% -9.00		24/09/18 13:50:51	1,180 889,195.00