

PX INDEX

ISIN: XC0009698371 WKN: -

Overview

2024/09/18 14:57:12

Price

1,566.11 CZKDifference  -0.52% (-8.18)

General attributes

ISIN XC0009698371

Symbol -

Country Czechia

Instruments in index 11

Type of index Price Index

Security type Index

Market data

Open 1,571.91 CZK

High 1,575.42 CZK

Low 1,565.32 CZK

Close (prev. day) 1,574.29 CZK

Trading volume (m) -





Volume (pcs) -

Top 5

Name 	Price	+ - (%) 	Trend 
PRIMOCO UA...	910.00	+1.11	
KOFOLA CES...	328.00	+0.92	
COLT CZ GR...	623.00	+0.48	
CEZ AS	856.50	+0.18	

Intraday 1W 1M 6m 1Y 3Y

Flop 5

Name 	Price	+ - (%) 	Trend 
PHOTON ENE...	37.00	-2.63	
MONETA MON...	108.20	-1.64	
VIENNA INS...	30.10	-1.18	
PHILIP MOR...	15,200.00	-0.39	
KOMERCNI B...	765.00	-0.39	

5Y














Information about previous performance does not guarantee future performance.

Source: FactSet

Recent research

on market

Date	Headline	Download 
2024/09/18	 Český automobilový průmysl a trh v kostce: Výroba ...	
2024/09/18	 Akciové trhy - denní zpráva	
2024/09/18	 CZ Ranní restart	
2024/09/17	 Studie: Zaměstnanost v evropském zemědělství klesá...	
2024/09/17	 Akciové trhy - denní zpráva	

Intraday	1W	1M	6m	1Y	3Y
----------	----	----	----	----	----

Futures and Options

Related Futures -

Related Options -

Details

2024/09/18 14:57:12

Price

1,566.11 CZK

Difference

**-0.52%** (-8.18)

General attributes

ISIN XC0009698371

Symbol -

Country Czechia

Security type Index

Instruments in index 11

Market data

Open 1,571.91 CZK

High 1,575.42 CZK

Low 1,565.32 CZK

Close (prev. day) 1,574.29 CZK

Trading volume (m) -

Volume (pcs) -

Performance and Risk

	6m	1Y	3Y
Perf (%)	+6.32%	+16.27%	+20.61%
Perf (abs.)	+93.61	+220.33	+269.05
Beta	-	-	-
Volatility	11.51	9.78	14.91

1,600.00

1,400.00

1,200.00

1,000.00

800.00

2020

2021

2022

2023

2024

5Y

Information about previous performance does not guarantee future performance.

Source: FactSet

Price data

Ø price 5 days Ø volume 5 days (pcs.)	1,574.81 CZK (0)
Ø price 30 days Ø volume 30 days (pcs.)	1,578.11 CZK (0)
Ø price 100 days Ø volume 100 days (pcs.)	1,565.57 CZK (0)
Ø price 250 days Ø volume 250 days (pcs.)	1,485.09 CZK (0)
YTD High date	1,619.09 CZK (2024/07/24)
YTD Low date	1,414.06 CZK (2024/01/02)
52 Weeks High date	1,619.09 CZK (2024/07/24)
52 Weeks Low date	1,325.12 CZK (2023/10/05)

Composition

Name  ISIN	Price	Diff %  Diff +/-	Performance 	Date Time	Turnover Pc.  Turnover Money 
CEZ AS CZ0005112300	856.50	0.18% 1.50		24/09/18 14:56:32	32,960 28,167,496.00
COLT CZ GROUP SE CZK0.10 CZ0009008942	623.00	0.48% 3.00		24/09/18 14:57:12	11,106 6,909,235.00
ERSTE GROUP BANK AG AT0000652011	1,195.00	-0.17% -2.00		24/09/18 14:56:29	11,601 13,904,990.00
GEVORKYAN A.S. NPV SK1000025322	260.00	0.00% 0.00		24/09/18 13:57:16	845 216,500.00
KOFOLA CESKOSLOVENSKO AS ... CZ0009000121	328.00	0.92% 3.00		24/09/18 14:53:48	5,189 1,703,532.00
KOMERCNI BANKA CZ0008019106	765.00	-0.39% -3.00		24/09/18 14:55:13	31,225 23,887,576.00
MONETA MONEY BANK A.S. CZ0008040318	108.20	-1.64% -1.80		24/09/18 14:55:38	131,876 14,300,501.80
PHILIP MORRIS(CZ) CZK1000 CS0008418869	15,200.00	-0.39% -60.00		24/09/18 13:35:47	179 2,723,340.00
PHOTON ENERGY NV NL0010391108	37.00	-2.63% -1.00		24/09/18 13:37:23	8,578 322,119.00
PRIMOCO UAV SE CZK1 CZ0005135970	910.00	1.11% 10.00		24/09/18 09:52:04	98 88,230.00
VIENNA INSURANCE GROUP AT0000908504	753.00	-1.18% -9.00		24/09/18 13:50:51	1,180 889,195.00