

## PX INDEX

ISIN: XC0009698371 WKN: -

## Overview

2024/09/18 15:10:17

Price

**1,565.26** CZKDifference  -0.57% (-9.03)

## General attributes

ISIN XC0009698371

Symbol -

Country Czechia

Instruments in index 11

Type of index Price Index

Security type Index

## Market data

Open 1,571.91 CZK

High 1,575.42 CZK

Low 1,565.07 CZK

Close (prev. day) 1,574.29 CZK

Trading volume (m) -

Volume (pcs) -

## Top 5

Name 	Price	+ - (%) 	Trend 
PRIMOCO UA...	910.00	+1.11	
KOFOLA CES...	328.00	+0.92	
COLT CZ GR...	623.00	+0.48	
CEZ AS	856.00	+0.12	

Intraday 1W 1M 6m 1Y 3Y

## Flop 5

Name 	Price	+ - (%) 	Trend 
PHOTON ENE...	37.00	-2.63	
MONETA MON...	108.20	-1.64	
VIENNA INS...	30.00	-1.18	
KOMERCNI B...	764.00	-0.52	
PHILIP MOR...	15,200.00	-0.39	

5Y














Information about previous performance does not guarantee future performance.

Source: FactSet

## Recent research

## on market

Date	Headline	Download 
2024/09/18	 Český automobilový průmysl a trh v kostce: Výroba ...	
2024/09/18	 Akciové trhy - denní zpráva	
2024/09/18	 CZ Ranní restart	
2024/09/17	 Studie: Zaměstnanost v evropském zemědělství klesá...	
2024/09/17	 Akciové trhy - denní zpráva	

Intraday	1W	1M	6m	1Y	3Y
----------	----	----	----	----	----

**Futures and Options**

**Related Futures** -

**Related Options** -

## Details

2024/09/18 15:10:17

Price

**1,565.26** CZK

Difference

**-0.57%** (-9.03)

## General attributes

ISIN XC0009698371

Symbol -

Country Czechia

Security type Index

Instruments in index 11

## Market data

Open 1,571.91 CZK

High 1,575.42 CZK

Low 1,565.07 CZK

Close (prev. day) 1,574.29 CZK

Trading volume (m) -

Volume (pcs) -

## Performance and Risk

	6m	1Y	3Y
Perf (%)	+6.32%	+16.27%	+20.61%
Perf (abs.)	+93.61	+220.33	+269.05
Beta	-	-	-
Volatility	11.51	9.78	14.91



## Price data

Ø price 5 days   Ø volume 5 days (pcs.)	1,574.81 CZK (0)
Ø price 30 days   Ø volume 30 days (pcs.)	1,578.11 CZK (0)
Ø price 100 days   Ø volume 100 days (pcs.)	1,565.57 CZK (0)
Ø price 250 days   Ø volume 250 days (pcs.)	1,485.09 CZK (0)
YTD High   date	1,619.09 CZK (2024/07/24)
YTD Low   date	1,414.06 CZK (2024/01/02)
52 Weeks High   date	1,619.09 CZK (2024/07/24)
52 Weeks Low   date	1,325.12 CZK (2023/10/05)

## Composition

Name  ISIN	Price	Diff %  Diff +/-	Performance 	Date Time	Turnover Pc.  Turnover Money 
CEZ AS CZ0005112300	856.00	0.12% 1.00		24/09/18 15:06:58	32,962 28,169,208.00
COLT CZ GROUP SE CZK0.10 CZ0009008942	623.00	0.48% 3.00		24/09/18 15:08:19	11,157 6,940,984.00
ERSTE GROUP BANK AG AT0000652011	1,194.00	-0.25% -3.00		24/09/18 15:08:38	15,673 18,768,777.00
GEVORKYAN A.S. NPV SK1000025322	260.00	0.00% 0.00		24/09/18 15:07:06	891 228,460.00
KOFOLO CESKOSLOVENSKO AS ... CZ0009000121	328.00	0.92% 3.00		24/09/18 15:02:46	5,194 1,705,172.00
KOMERCNI BANKA CZ0008019106	764.00	-0.52% -4.00		24/09/18 15:08:36	32,266 24,682,693.00
MONETA MONEY BANK A.S. CZ0008040318	108.20	-1.64% -1.80		24/09/18 15:06:06	134,129 14,544,276.40
PHILIP MORRIS(CZ) CZK1000 CS0008418869	15,200.00	-0.39% -60.00		24/09/18 15:10:17	180 2,738,540.00
PHOTON ENERGY NV NL0010391108	37.00	-2.63% -1.00		24/09/18 13:37:23	8,578 322,119.00
PRIMOCO UAV SE CZK1 CZ0005135970	910.00	1.11% 10.00		24/09/18 09:52:04	98 88,230.00
VIENNA INSURANCE GROUP AT0000908504	753.00	-1.18% -9.00		24/09/18 13:50:51	1,180 889,195.00