

PX INDEX

ISIN: XC0009698371

WKN: -

Overview

2024/09/13 16:35:00

Price

1,580.46 CZKDifference  0.18% (2.91)

General attributes

ISIN XC0009698371

Symbol -

Country Czechia

Instruments in index 11

Type of index Price Index

Security type Index

Market data

Open 1,577.55 CZK

High 1,580.58 CZK

Low 1,573.38 CZK

Close (prev. day) 1,577.55 CZK

Trading volume (m) -

Volume (pcs) -

Top 5

Name 	Price	+ - (%) 	Trend 
PRIMOCO UA...	910.00	+2.25 	
ERSTE GROU...	48.06	+0.75 	
CEZ AS	859.00	+0.59 	
PHOTON ENE...	38.20	+0.53 	

Intraday 1W 1M 6m 1Y 3Y

Flop 5

Name 	Price	+ - (%) 	Trend 
GEVORKYAN ...	258.00	-0.77 	
COLT CZ GR...	650.00	-0.61 	
KOFOLA CES...	333.00	-0.60 	
PHILIP MOR...	15,280.00	-0.26 	
VIENNA INS...	30.60	-0.26 	

5Y



Information about previous performance does not guarantee future performance.

Source: FactSet

Recent research

on market

Date	Headline	Download 
2024/09/13	 Czechia Gradual economic recovery	
2024/09/13	 Akciové trhy - denní zpráva	
2024/09/13	 Ranní restart	
2024/09/13	 CEE Germany's underperformance is sneaking into ...	
2024/09/12	 Akciové trhy - denní zpráva	

Intraday	1W	1M	6m	1Y	3Y
----------	----	----	----	----	----

Futures and Options

Related Futures -

Related Options -

Details

2024/09/13 16:35:00

Price

1,580.46 CZK

Difference



0.18% (2.91)

General attributes

ISIN XC0009698371

Symbol -

Country Czechia

Security type Index

Instruments in index 11

Market data

Open 1,577.55 CZK

High 1,580.58 CZK

Low 1,573.38 CZK

Close (prev. day) 1,577.55 CZK

Trading volume (m) -

Volume (pcs) -

Performance and Risk

	6m	1Y	3Y
Perf (%)	+6.53%	+18.06%	+22.62%
Perf (abs.)	+96.88	+241.75	+291.57
Beta	-	-	-
Volatility	11.57	9.78	14.92








Information about previous performance does not guarantee future performance.

Source: FactSet

Price data

Ø price 5 days Ø volume 5 days (pcs.)	1,578.71 CZK (0)
Ø price 30 days Ø volume 30 days (pcs.)	1,574.22 CZK (0)
Ø price 100 days Ø volume 100 days (pcs.)	1,565.28 CZK (0)
Ø price 250 days Ø volume 250 days (pcs.)	1,483.27 CZK (0)
YTD High date	1,619.09 CZK (2024/07/24)
YTD Low date	1,414.06 CZK (2024/01/02)
52 Weeks High date	1,619.09 CZK (2024/07/24)
52 Weeks Low date	1,325.12 CZK (2023/10/05)

Composition

Name  ISIN	Price	Diff %  Diff +/-	Performance 	Date Time	Turnover Pc.  Turnover Money 
CEZ AS CZ0005112300	859.00	0.59% 5.00		24/09/13 16:24:27	192,144 164,464,253.50
COLT CZ GROUP SE CZK0.10 CZ0009008942	650.00	-0.61% -4.00		24/09/13 16:18:08	9,657 6,289,427.00
ERSTE GROUP BANK AG AT0000652011	1,203.50	0.75% 9.00		24/09/13 16:21:14	39,394 47,309,262.50
GEVORKYAN A.S. NPV SK1000025322	258.00	-0.77% -2.00		24/09/13 15:57:37	482 125,106.00
KOFOLA CESKOSLOVENSKO AS ... CZ0009000121	333.00	-0.60% -2.00		24/09/13 16:18:42	1,649 549,692.00
KOMERCNI BANKA CZ0008019106	763.50	-0.07% -0.50		24/09/13 16:23:05	30,959 23,644,505.50
MONETA MONEY BANK A.S. CZ0008040318	110.00	0.00% 0.00		24/09/13 16:18:18	150,807 16,529,626.40
PHILIP MORRIS(CZ) CZK1000 CS0008418869	15,280.00	-0.26% -40.00		24/09/13 16:15:07	228 3,491,800.00
PHOTON ENERGY NV NL0010391108	38.20	0.53% 0.20		24/09/13 16:08:12	21,095 801,258.25
PRIMOCO UAV SE CZK1 CZ0005135970	910.00	2.25% 20.00		24/09/13 15:21:54	215 193,710.00
VIENNA INSURANCE GROUP AT0000908504	768.00	-0.26% -2.00		24/09/13 16:15:14	1,307 1,003,627.00