

PX INDEX

ISIN: XC0009698371

WKN: -

Overview

2024/07/26 16:35:00

Price

1,597.84 CZKDifference  -0.16% (-2.52)

General attributes

ISIN XC0009698371

Symbol -

Country Czechia

Instruments in index 11

Type of index Price Index

Security type Index

Market data

Open 1,599.71 CZK

High 1,609.20 CZK



Low 1,594.21 CZK

Close (prev. day) 1,600.36 CZK

Trading volume (m) -



Volume (pcs) -

Top 5

Name 	Price	+ - (%)	Trend 
COLT CZ GR...	664.00	+0.61	
ERSTE GROU...	47.75	+0.38	
PHILIP MOR...	15,340.00	+0.26	
KOMERCNI B...	799.00	+0.25	

Intraday 1W 1M 6m 1Y 3Y

Flop 5

Name 	Price	+ - (%)	Trend 
VIENNA INS...	29.30	-1.85	
GEVORKYAN ...	258.00	-0.77	
KOFOLA CES...	302.00	-0.33	
MONETA MON...	108.60	-0.18	
CEZ AS	905.00	-0.11	

5Y



Information about previous performance does not guarantee future performance.

Source: FactSet

Recent research

on market		
Date	Headline	Download
2024/07/26	 Trendovník: Roboti od Muska, továrna bez lidí od X...	
2024/07/26	 Akciové trhy - denní zpráva	
2024/07/25	 CEE Special Report Can we work more for longer?	
2024/07/25	 Akciové trhy - denní zpráva	
2024/07/25	 CZ Ranní restart	

Intraday	1W	1M	6m	1Y	3Y
----------	----	----	----	----	----

Futures and Options

Related Futures -

Related Options -

Details

2024/07/26 16:35:00

Price

1,597.84 CZK

Difference

**-0.16%** (-2.52)

General attributes

ISIN XC0009698371

Symbol -

Country Czechia

Security type Index

Instruments in index 11

Market data

Open 1,599.71 CZK

High 1,609.20 CZK

Low 1,594.21 CZK

Close (prev. day) 1,600.36 CZK

Trading volume (m) -

Volume (pcs) -

Performance and Risk

	6m	1Y	3Y
Perf (%)	+10.40%	+19.16%	+33.33%
Perf (abs.)	+150.48	+256.93	+399.42
Beta	-	-	-
Volatility	9.41	8.37	14.65



5Y

Information about previous performance does not guarantee future performance.

Source: FactSet

Price data

Ø price 5 days Ø volume 5 days (pcs.)	1,609.25 CZK (0)
Ø price 30 days Ø volume 30 days (pcs.)	1,571.32 CZK (0)
Ø price 100 days Ø volume 100 days (pcs.)	1,542.73 CZK (0)
Ø price 250 days Ø volume 250 days (pcs.)	1,452.04 CZK (0)
YTD High date	1,619.09 CZK (2024/07/24)
YTD Low date	1,414.06 CZK (2024/01/02)
52 Weeks High date	1,619.09 CZK (2024/07/24)
52 Weeks Low date	1,316.94 CZK (2023/09/11)

Composition

Name  ISIN	Price	Diff %  Diff +/-	Performance 	Date Time	Turnover Pc.  Turnover Money 
CEZ AS CZ0005112300	905.00	-0.11% -1.00		24/07/26 16:15:05	64,608 58,638,108.50
COLT CZ GROUP SE CZK0.10 CZ0009008942	664.00	0.61% 4.00		24/07/26 16:15:24	7,112 4,723,997.00
ERSTE GROUP BANK AG AT0000652011	1,200.50	0.38% 4.50		24/07/26 16:24:39	112,449 134,849,468.00
GEVORKYAN A.S. NPV SK1000025322	258.00	-0.77% -2.00		24/07/26 13:07:31	57 14,706.00
KOFOLA CESKOSLOVENSKO AS ... CZ0009000121	302.00	-0.33% -1.00		24/07/26 16:09:40	2,436 738,301.00
KOMERCNI BANKA CZ0008019106	799.00	0.25% 2.00		24/07/26 16:15:20	80,557 64,443,918.00
MONETA MONEY BANK A.S. CZ0008040318	108.60	-0.18% -0.20		24/07/26 16:16:07	363,151 39,626,770.80
PHILIP MORRIS(CZ) CZK1000 CS0008418869	15,340.00	0.26% 40.00		24/07/26 16:09:55	100 1,533,240.00
PHOTON ENERGY NV NL0010391108	44.20	0.00% 0.00		24/07/26 14:46:47	846 36,862.20
PRIMOCO UAV SE CZK1 CZ0005135970	900.00	0.00% 0.00		24/07/26 16:00:27	637 570,500.00
VIENNA INSURANCE GROUP AT0000908504	741.00	-1.85% -14.00		24/07/26 16:15:00	75,997 56,166,774.00