

## PX INDEX

ISIN: XC0009698371

WKN: -

## Overview

2024/07/18 16:35:00

Price

**1,612.52** CZKDifference  0.77% (12.27)

## General attributes

ISIN XC0009698371

Symbol -

Country Czechia

Instruments in index 11

Type of index Price Index

Security type Index

## Market data

Open 1,599.66 CZK

High 1,612.52 CZK

Low 1,598.27 CZK

Close (prev. day) 1,600.25 CZK

Trading volume (m) -












Volume (pcs) -

## Top 5

| Name  | Price  | + - (%)  | Trend  |
|--|--------|---|---|
| MONETA MON...  | 109.40 | +3.99    |        |
| CEZ AS   | 911.00 | +0.83    |        |
| GEVORKYAN ...  | 258.00 | +0.78    |        |
| VIENNA INS...  | 31.05  | +0.77    |        |
| KOMERCNI B...  | 805.50 | +0.37    |        |

Intraday 1W 1M 6m 1Y 3Y

## Flop 5

| Name  | Price     | + - (%)  | Trend  |
|--|-----------|---|---|
| PRIMOCO<br>UA...   | 990.00    | -1.00    |        |
| ERSTE<br>GROU...   | 46.15     | -0.80    |        |
| COLT CZ<br>GR...   | 675.00    | -0.44    |        |
| PHILIP MOR...  | 15,380.00 | -0.26    |        |

5Y



Information about previous performance does not guarantee future performance.

Source: FactSet

## Recent research

| on market  |   |   |
|------------|---|---|
| Date       | Headline  | Download  |
| 2024/07/18 |  Výroba papírových obalů: Česko je 10. největší výr... |  |
| 2024/07/18 |  Western Balkan and the EU - who is ready?             |  |
| 2024/07/18 |  Akciové trhy - denní zpráva                           |  |
| 2024/07/18 |  Ranní restart   |  |
| 2024/07/17 |  Akciové trhy - denní zpráva                           |  |

|          |    |    |    |    |    |
|----------|----|----|----|----|----|
| Intraday | 1W | 1M | 6m | 1Y | 3Y |
|----------|----|----|----|----|----|

**Futures and Options**

**Related Futures** -

**Related Options** -

## Details

2024/07/18 16:35:00

Price

**1,612.52** CZK

Difference



0.77% (12.27)

## General attributes

ISIN XC0009698371

Symbol -

Country Czechia

Security type Index

Instruments in index 11

## Market data

Open 1,599.66 CZK

High 1,612.52 CZK

Low 1,598.27 CZK

Close (prev. day) 1,600.25 CZK

Trading volume (m) -

Volume (pcs) -

## Performance and Risk

|             | 6m      | 1Y      | 3Y      |
|-------------|---------|---------|---------|
| Perf (%)    | +12.58% | +22.37% | +34.66% |
| Perf (abs.) | +180.16 | +294.79 | +415.05 |
| Beta        | -       | -       | -       |
| Volatility  | 9.36    | 8.35    | 14.65   |



5Y

Information about previous performance does not guarantee future performance.

Source: FactSet

## Price data

|   |                           |
|---|---------------------------|
| Ø price 5 days   Ø volume 5 days (pcs.)     | 1,599.90 CZK (0)          |
| Ø price 30 days   Ø volume 30 days (pcs.)   | 1,555.68 CZK (0)          |
| Ø price 100 days   Ø volume 100 days (pcs.) | 1,534.19 CZK (0)          |
| Ø price 250 days   Ø volume 250 days (pcs.) | 1,445.67 CZK (0)          |
| YTD High   date                             | 1,612.52 CZK (2024/07/18) |
| YTD Low   date                              | 1,414.06 CZK (2024/01/02) |
| 52 Weeks High   date                        | 1,612.52 CZK (2024/07/18) |
| 52 Weeks Low   date                         | 1,316.94 CZK (2023/09/11) |

## Composition

| Name <br>ISIN | Price     | Diff % <br>Diff +/- | Performance  | Date<br>Time         | Turnover Pc. <br>Turnover Money  |
|--|-----------|--|---|----------------------|--|
| CEZ AS<br>CZ0005112300   | 911.00    | 0.83%<br>7.50  |                | 24/07/18<br>16:23:06 | 120,087<br>109,259,884.50  |
| COLT CZ GROUP SE CZK0.10<br>CZ0009008942   | 675.00    | -0.44%<br>-3.00  |                | 24/07/18<br>16:15:22 | 4,976<br>3,370,969.00  |
| ERSTE GROUP BANK AG<br>AT0000652011  | 1,179.00  | -0.80%<br>-9.50  |                | 24/07/18<br>16:22:47 | 63,550<br>75,260,724.50  |
| GEVORKYAN A.S. NPV<br>SK1000025322   | 258.00    | 0.78%<br>2.00  |                | 24/07/18<br>14:16:21 | 1,940<br>499,720.00  |
| KOFOLA CESKOSLOVENSKO AS ...<br>CZ0009000121   | 300.00    | 0.00%<br>0.00  |   | 24/07/18<br>16:15:13 | 2,058<br>618,792.00  |
| KOMERCNI BANKA<br>CZ0008019106   | 805.50    | 0.37%<br>3.00  |                | 24/07/18<br>16:19:01 | 122,677<br>98,706,421.00   |
| MONETA MONEY BANK A.S.<br>CZ0008040318   | 109.40    | 3.99%<br>4.20  |               | 24/07/18<br>16:17:52 | 364,104<br>39,303,098.40   |
| PHILIP MORRIS(CZ) CZK1000<br>CS0008418869  | 15,380.00 | -0.26%<br>-40.00   |                | 24/07/18<br>16:15:03 | 133<br>2,045,040.00  |
| PHOTON ENERGY NV<br>NL0010391108   | 44.00     | 0.00%<br>0.00  |   | 24/07/18<br>13:58:27 | 4,031<br>175,651.50  |
| PRIMOCO UAV SE CZK1<br>CZ0005135970  | 990.00    | -1.00%<br>-10.00   |                | 24/07/18<br>15:56:10 | 1,317<br>1,299,680.00  |
| VIENNA INSURANCE GROUP<br>AT0000908504   | 784.00    | 0.77%<br>6.00  |                | 24/07/18<br>15:43:21 | 350<br>272,042.00  |