

## PX INDEX

ISIN: **XC0009698371** WKN: -

## Overview

2024/07/18 16:35:00

Price

**1,612.52** CZKDifference  0.77% (12.27)

## General attributes

ISIN XC0009698371

Symbol -

Country Czechia

Instruments in index 11

Type of index Price Index

Security type Index

## Market data

Open 1,599.66 CZK

High 1,612.52 CZK

Low 1,598.27 CZK

Close (prev. day) 1,600.25 CZK

Trading volume (m) -








Volume (pcs) -

## Top 5

Name 	Price	+ - (%) 	Trend 
MONETA MON...	109.40	+3.99 	
CEZ AS	911.00	+0.83 	
GEVORKYAN ...	258.00	+0.78 	
VIENNA INS...	31.05	+0.77 	
KOMERCNI B...	805.50	+0.37 	

Intraday 1W 1M 6m 1Y 3Y

## Flop 5

Name 	Price	+ - (%) 	Trend 
PRIMOCO UA...	990.00	-1.00 	
ERSTE GROU...	46.15	-0.80 	
COLT CZ GR...	675.00	-0.44 	
PHILIP MOR...	15,380.00	-0.26 	

5Y














Information about previous performance does not guarantee future performance.

Source: FactSet

## Recent research

on market

Date	Headline	Download 
2024/07/18	 Výroba papírových obalů: Česko je 10. největší výr...	
2024/07/18	 Western Balkan and the EU - who is ready?	
2024/07/18	 Akciové trhy - denní zpráva	
2024/07/18	 Ranní restart	
2024/07/17	 Akciové trhy - denní zpráva	

Intraday	1W	1M	6m	1Y	3Y
----------	----	----	----	----	----

**Futures and Options**

Related Futures -

Related Options -

## Details

2024/07/18 16:35:00

Price

**1,612.52** CZK

Difference



0.77% (12.27)

## General attributes

ISIN XC0009698371

Symbol -

Country Czechia

Security type Index

Instruments in index 11

## Market data

Open 1,599.66 CZK

High 1,612.52 CZK

Low 1,598.27 CZK

Close (prev. day) 1,600.25 CZK

Trading volume (m) -

Volume (pcs) -

## Performance and Risk

	6m	1Y	3Y
Perf (%)	+12.58%	+22.37%	+34.66%
Perf (abs.)	+180.16	+294.79	+415.05
Beta	-	-	-
Volatility	9.36	8.35	14.65



5Y

Information about previous performance does not guarantee future performance.

Source: FactSet

## Price data

Ø price 5 days   Ø volume 5 days (pcs.)	1,599.90 CZK (0)
Ø price 30 days   Ø volume 30 days (pcs.)	1,555.68 CZK (0)
Ø price 100 days   Ø volume 100 days (pcs.)	1,534.19 CZK (0)
Ø price 250 days   Ø volume 250 days (pcs.)	1,445.67 CZK (0)
YTD High   date	1,612.52 CZK (2024/07/18)
YTD Low   date	1,414.06 CZK (2024/01/02)
52 Weeks High   date	1,612.52 CZK (2024/07/18)
52 Weeks Low   date	1,316.94 CZK (2023/09/11)

## Composition

Name  ISIN	Price	Diff %  Diff +/-	Performance 	Date Time	Turnover Pc.  Turnover Money 
CEZ AS CZ0005112300	911.00	0.83% 7.50		24/07/18 16:23:06	120,087 109,259,884.50
COLT CZ GROUP SE CZK0.10 CZ0009008942	675.00	-0.44% -3.00		24/07/18 16:15:22	4,976 3,370,969.00
ERSTE GROUP BANK AG AT0000652011	1,179.00	-0.80% -9.50		24/07/18 16:22:47	63,550 75,260,724.50
GEVORKYAN A.S. NPV SK1000025322	258.00	0.78% 2.00		24/07/18 14:16:21	1,940 499,720.00
KOFOLA CESKOSLOVENSKO AS ... CZ0009000121	300.00	0.00% 0.00		24/07/18 16:15:13	2,058 618,792.00
KOMERCNI BANKA CZ0008019106	805.50	0.37% 3.00		24/07/18 16:19:01	122,677 98,706,421.00
MONETA MONEY BANK A.S. CZ0008040318	109.40	3.99% 4.20		24/07/18 16:17:52	364,104 39,303,098.40
PHILIP MORRIS(CZ) CZK1000 CS0008418869	15,380.00	-0.26% -40.00		24/07/18 16:15:03	133 2,045,040.00
PHOTON ENERGY NV NL0010391108	44.00	0.00% 0.00		24/07/18 13:58:27	4,031 175,651.50
PRIMOCO UAV SE CZK1 CZ0005135970	990.00	-1.00% -10.00		24/07/18 15:56:10	1,317 1,299,680.00
VIENNA INSURANCE GROUP AT0000908504	784.00	0.77% 6.00		24/07/18 15:43:21	350 272,042.00