

## PX INDEX

ISIN: XC0009698371 WKN: -

## Overview

2024/06/04 16:35:00

Price

**1,537.37** CZKDifference  -0.97% (-15.00)

## General attributes

ISIN XC0009698371

Symbol -

Country Czechia

Instruments in index 11

Type of index Price Index

Security type Index

## Market data

Open 1,552.37 CZK

High 1,556.08 CZK

Low 1,536.10 CZK

Close (prev. day) 1,552.37 CZK

Trading volume (m) -

Volume (pcs) -

## Top 5

Name 	Price	+ - (%)	Trend 
COLT CZ GR...	678.00	+0.89	
MONETA MON...	98.40	+0.20	
PHILIP MOR...	15,000.00	+0.13	

Intraday 1W 1M 6m 1Y 3Y

## Flop 5

Name 	Price	+ - (%)		Trend 
KOMERCNI B...	755.00	-2.33		
ERSTE GROU...	44.07	-2.18		
PHOTON ENE...	44.00	-1.12		
VIENNA INS...	29.65	-0.82		
GEVORKYAN ...	254.00	-0.78		

Intraday 1W 1M 6m 1Y 3Y







5Y



Information about previous performance does not guarantee future performance.

Source: FactSet

## Recent research

on market		
Date	Headline	Download
2024/06/04	 Měsíčník EU aktualit, číslo 248, květen 2024	
2024/06/04	 České dráhy	
2024/06/04	 Akciové trhy - denní zpráva	
2024/06/04	 Ranní restart: bez domova, s bublinou, rakety, tra...	
2024/06/03	 Ranní restart: transformace, Francie na ČR, patent...	

**Futures and Options**

**Related Futures**

-

**Related Options**

-

## Details

2024/06/04 16:35:00

Price

**1,537.37** CZKDifference  **-0.97% (-15.00)**

## General attributes

ISIN XC0009698371

Symbol -

Country Czechia

Security type Index

Instruments in index 11

## Market data

Open 1,552.37 CZK

High 1,556.08 CZK

Low 1,536.10 CZK

Close (prev. day) 1,552.37 CZK

Trading volume (m) -

Volume (pcs) -

## Performance and Risk

	6m	1Y	3Y
Perf (%)	+10.01%	+16.86%	+30.44%
Perf (abs.)	+139.91	+221.79	+358.76
Beta	-	-	-
Volatility	9.18	8.62	14.79



5Y

Information about previous performance does not guarantee future performance.  
Source: FactSet

## Price data

Ø price 5 days   Ø volume 5 days (pcs.)	1,544.55 CZK (0)
Ø price 30 days   Ø volume 30 days (pcs.)	1,553.13 CZK (0)
Ø price 100 days   Ø volume 100 days (pcs.)	1,504.02 CZK (0)
Ø price 250 days   Ø volume 250 days (pcs.)	1,414.18 CZK (0)
YTD High   date	1,575.50 CZK (2024/05/23)
YTD Low   date	1,414.06 CZK (2024/01/02)
52 Weeks High   date	1,575.50 CZK (2024/05/23)
52 Weeks Low   date	1,255.95 CZK (2023/06/29)

## Composition

Name  ISIN	Price	Diff %  Diff +/-	Performance 	Date Time	Turnover Pc.  Turnover Money 
CEZ AS CZ0005112300	946.00	-0.05% -0.50		24/06/04 16:21:01	171,926 163,054,804.50
COLT CZ GROUP SE CZK0.10 CZ0009008942	678.00	0.89% 6.00		24/06/04 16:15:29	4,706 3,184,487.00
ERSTE GROUP BANK AG AT0000652011	1,101.50	-2.18% -24.50		24/06/04 16:24:38	99,297 109,096,868.00
GEVORKYAN A.S. NPV SK1000025322	254.00	-0.78% -2.00		24/06/04 10:22:35	500 127,000.00
KOFOLO CESKOSLOVENSKO AS ... CZ0009000121	296.00	-0.67% -2.00		24/06/04 16:15:19	6,172 1,844,702.00
KOMERCNI BANKA CZ0008019106	755.00	-2.33% -18.00		24/06/04 16:24:56	299,883 228,306,722.50
MONETA MONEY BANK A.S. CZ0008040318	98.40	0.20% 0.20		24/06/04 16:15:23	139,664 13,743,574.80
PHILIP MORRIS(CZ) CZK1000 CS0008418869	15,000.00	0.13% 20.00		24/06/04 16:18:43	472 7,069,080.00
PHOTON ENERGY NV NL0010391108	44.00	-1.12% -0.50		24/06/04 14:53:32	7,580 334,279.20
PRIMOCO UAV SE CZK1 CZ0005135970	800.00	0.00% 0.00		24/06/04 15:53:53	1,985 1,584,440.00
VIENNA INSURANCE GROUP AT0000908504	730.00	-0.82% -6.00		24/06/04 16:09:17	435 317,094.00