

PX INDEX

ISIN: XC0009698371 WKN: -

Overview

2024/06/04 16:35:00

Price

1,537.37 CZKDifference  -0.97% (-15.00)

General attributes

ISIN XC0009698371

Symbol -

Country Czechia

Instruments in index 11

Type of index Price Index

Security type Index

Market data

Open 1,552.37 CZK

High 1,556.08 CZK

Low 1,536.10 CZK

Close (prev. day) 1,552.37 CZK

Trading volume (m) -

Volume (pcs) -

Top 5

Name 	Price	+ - (%)	Trend 
COLT CZ GR...	678.00	+0.89	
MONETA MON...	98.40	+0.20	
PHILIP MOR...	15,000.00	+0.13	

Intraday 1W 1M 6m 1Y 3Y

Flop 5

Name 	Price	+ - (%)	Trend 
KOMERCNI B...	755.00	-2.33	
ERSTE GROU...	44.07	-2.18	
PHOTON ENE...	44.00	-1.12	
VIENNA INS...	29.65	-0.82	
GEVORKYAN ...	254.00	-0.78	

Intraday 1W 1M 6m 1Y 3Y




5Y



Information about previous performance does not guarantee future performance.

Source: FactSet

Recent research

on market		
Date	Headline	Download
2024/06/04	 České dráhy	
2024/06/04	 Akciové trhy - denní zpráva	
2024/06/04	 Ranní restart: bez domova, s bublinou, rakety, tra...	
2024/06/03	 Ranní restart: transformace, Francie na ČR, patent...	
2024/06/03	 Akciové trhy - denní zpráva	

Futures and Options

Related Futures

-

Related Options

-

Details

2024/06/04 16:35:00

Price

1,537.37 CZKDifference  -0.97% (-15.00)

General attributes

ISIN XC0009698371

Symbol -

Country Czechia

Security type Index

Instruments in index 11

Market data

Open 1,552.37 CZK

High 1,556.08 CZK

Low 1,536.10 CZK

Close (prev. day) 1,552.37 CZK

Trading volume (m) -

Volume (pcs) -

Performance and Risk

	6m	1Y	3Y
Perf (%)	+10.01%	+16.86%	+30.44%
Perf (abs.)	+139.91	+221.79	+358.76
Beta	-	-	-
Volatility	9.18	8.62	14.79



5Y

Information about previous performance does not guarantee future performance.
Source: FactSet

Price data

Ø price 5 days Ø volume 5 days (pcs.)	1,544.55 CZK (0)
Ø price 30 days Ø volume 30 days (pcs.)	1,553.13 CZK (0)
Ø price 100 days Ø volume 100 days (pcs.)	1,504.02 CZK (0)
Ø price 250 days Ø volume 250 days (pcs.)	1,414.18 CZK (0)
YTD High date	1,575.50 CZK (2024/05/23)
YTD Low date	1,414.06 CZK (2024/01/02)
52 Weeks High date	1,575.50 CZK (2024/05/23)
52 Weeks Low date	1,255.95 CZK (2023/06/29)

Composition

Name  ISIN	Price	Diff %  Diff +/-	Performance 	Date Time	Turnover Pc.  Turnover Money 
CEZ AS CZ0005112300	946.00	-0.05% -0.50		24/06/04 16:21:01	171,926 163,054,804.50
COLT CZ GROUP SE CZK0.10 CZ0009008942	678.00	0.89% 6.00		24/06/04 16:15:29	4,706 3,184,487.00
ERSTE GROUP BANK AG AT0000652011	1,101.50	-2.18% -24.50		24/06/04 16:24:38	99,297 109,096,868.00
GEVORKYAN A.S. NPV SK1000025322	254.00	-0.78% -2.00		24/06/04 10:22:35	500 127,000.00
KOFOLA CESKOSLOVENSKO AS ... CZ0009000121	296.00	-0.67% -2.00		24/06/04 16:15:19	6,172 1,844,702.00
KOMERCNI BANKA CZ0008019106	755.00	-2.33% -18.00		24/06/04 16:24:56	299,883 228,306,722.50
MONETA MONEY BANK A.S. CZ0008040318	98.40	0.20% 0.20		24/06/04 16:15:23	139,664 13,743,574.80
PHILIP MORRIS(CZ) CZK1000 CS0008418869	15,000.00	0.13% 20.00		24/06/04 16:18:43	472 7,069,080.00
PHOTON ENERGY NV NL0010391108	44.00	-1.12% -0.50		24/06/04 14:53:32	7,580 334,279.20
PRIMOCO UAV SE CZK1 CZ0005135970	800.00	0.00% 0.00		24/06/04 15:53:53	1,985 1,584,440.00
VIENNA INSURANCE GROUP AT0000908504	730.00	-0.82% -6.00		24/06/04 16:09:17	435 317,094.00