

PX INDEX

ISIN: **XC0009698371** WKN: -

Overview

2024/05/23 16:35:00

Price

1,571.17 CZKDifference  -0.19% (-2.95)

General attributes

ISIN XC0009698371

Symbol -

Country Czechia

Instruments in index 11

Type of index Price Index

Security type Index

Market data

Open 1,574.05 CZK

High 1,575.50 CZK

Low 1,569.30 CZK

Close (prev. day) 1,574.12 CZK

Trading volume (m) -






Volume (pcs) -

Top 5

Name 	Price	+ - (%)	Trend 
PHOTON ENE...	44.80	+1.93	
CEZ AS	940.00	+1.08	
PRIMOCO UA...	800.00	+0.63	
PHILIP MOR...	14,900.00	+0.40	

Intraday 1W 1M 6m 1Y 3Y

Flop 5

Name 	Price	+ - (%)	Trend 
COLT CZ GR...	666.00	-1.91	
VIENNA INS...	31.30	-1.16	
MONETA MON...	97.30	-1.02	
KOMERCNI B...	780.00	-0.38	

Intraday 1W 1M 6m 1Y 3Y

5Y



Information about previous performance does not guarantee future performance.

Source: FactSet

Recent research

on market		
Date	Headline	Download
2024/05/23	 Corporate Credit Monitor CEE	
2024/05/23	 Akciové trhy - denní zpráva	
2024/05/23	 Ranní restart: lídr v clean-tech, co nás posílá a ...	
2024/05/22	 Akciové trhy - denní zpráva	
2024/05/21	 Akciové trhy - denní zpráva	

Futures and Options

Related Futures

-

Related Options

-

Details

2024/05/23 16:35:00

Price

1,571.17 CZKDifference  -0.19% (-2.95)

General attributes

ISIN XC0009698371

Symbol -

Country Czechia

Security type Index

Instruments in index 11

Market data

Open 1,574.05 CZK

High 1,575.50 CZK

Low 1,569.30 CZK

Close (prev. day) 1,574.12 CZK

Trading volume (m) -

Volume (pcs) -

Performance and Risk

	6m	1Y	3Y
Perf (%)	+13.37%	+19.03%	+35.57%
Perf (abs.)	+185.33	+251.17	+412.24
Beta	-	-	-
Volatility	8.88	8.69	14.76



Information about previous performance does not guarantee future performance.
Source: FactSet

Price data

Ø price 5 days Ø volume 5 days (pcs.)	1,568.23 CZK (0)
Ø price 30 days Ø volume 30 days (pcs.)	1,554.19 CZK (0)
Ø price 100 days Ø volume 100 days (pcs.)	1,495.04 CZK (0)
Ø price 250 days Ø volume 250 days (pcs.)	1,406.56 CZK (0)
YTD High date	1,575.50 CZK (2024/05/23)
YTD Low date	1,414.06 CZK (2024/01/02)
52 Weeks High date	1,575.50 CZK (2024/05/23)
52 Weeks Low date	1,255.95 CZK (2023/06/29)

Composition

Name  ISIN	Price	Diff %  Diff +/-	Performance 	Date Time	Turnover Pc.  Turnover Money 
CEZ AS CZ0005112300	940.00	1.08% 10.00		24/05/23 16:17:26	133,282 124,978,678.00
COLT CZ GROUP SE CZK0.10 CZ0009008942	666.00	-1.91% -13.00		24/05/23 16:15:01	20,358 13,560,489.00
ERSTE GROUP BANK AG AT0000652011	1,167.00	0.00% 0.00		24/05/23 16:24:37	137,073 160,113,576.50
GEVORKYAN A.S. NPV SK1000025322	252.00	0.00% 0.00		24/05/23 14:45:12	410 103,346.00
KOFOLO CESKOSLOVENSKO AS ... CZ0009000121	287.00	0.00% 0.00		24/05/23 16:15:01	1,450 415,987.00
KOMERCNI BANKA CZ0008019106	780.00	-0.38% -3.00		24/05/23 16:18:45	117,064 91,184,879.50
MONETA MONEY BANK A.S. CZ0008040318	97.30	-1.02% -1.00		24/05/23 16:23:44	282,753 27,558,917.00
PHILIP MORRIS(CZ) CZK1000 CS0008418869	14,900.00	0.40% 60.00		24/05/23 16:15:06	258 3,860,520.00
PHOTON ENERGY NV NL0010391108	44.80	1.93% 0.85		24/05/23 15:49:16	914 40,894.60
PRIMOCO UAV SE CZK1 CZ0005135970	800.00	0.63% 5.00		24/05/23 14:53:39	495 395,505.00
VIENNA INSURANCE GROUP AT0000908504	770.00	-1.16% -9.00		24/05/23 16:09:59	358 277,135.00