

## PX INDEX

ISIN: **XC0009698371** WKN: -

## Overview

2024/05/14 16:35:00

Price

**1,555.77** CZKDifference  -0.15% (-2.41)

## General attributes

ISIN XC0009698371

Symbol -

Country Czechia

Instruments in index 11

Type of index Price Index

Security type Index

## Market data

Open 1,558.86 CZK

High 1,565.08 CZK

Low 1,549.99 CZK

Close (prev. day) 1,558.18 CZK

Trading volume (m) -

Volume (pcs) -

## Top 5

Name 	Price	+ - (%) 	Trend 
PHOTON ENE...	44.20	+2.43	
MONETA MON...	98.20	+0.72	
VIENNA INS...	31.30	+0.65	
KOFOLA CES...	277.00	+0.36	
ERSTE GROU...	45.90	+0.36	

Intraday 1W 1M 6m 1Y 3Y

## Flop 5

Name 	Price	+ - (%) 	Trend 
CEZ AS	907.00	-1.09	
KOMERCNI B...	790.50	-0.94	
PRIMOCO UA...	845.00	-0.59	
PHILIP MOR...	14,820.00	-0.54	
COLT CZ	680.00	-0.29	

5Y














Information about previous performance does not guarantee future performance.

Source: FactSet

## Recent research

on market

Date	Headline	Download 
2024/05/14	 CZ Ranni restart	
2024/05/14	 Akciové trhy - Denní zpráva	
2024/05/13	 Inflationary surprise due to food prices	
2024/05/13	 Nečekaně vysoká inflace	
2024/05/13	 Akciové trhy - Denní zpráva	

GR...

Intraday 1W 1M 6m 1Y 3Y

**Futures and Options**

Related Futures -

Related Options -

## Details

2024/05/14 16:35:00

Price

**1,555.77** CZKDifference  -0.15% (-2.41)

## General attributes

ISIN XC0009698371

Symbol -

Country Czechia

Security type Index

Instruments in index 11

## Market data

Open 1,558.86 CZK

High 1,565.08 CZK

Low 1,549.99 CZK

Close (prev. day) 1,558.18 CZK

Trading volume (m) -

Volume (pcs) -

## Performance and Risk

	6m	1Y	3Y
Perf (%)	+13.23%	+13.42%	+38.68%
Perf (abs.)	+181.73	+184.06	+433.96
Beta	-	-	-
Volatility	8.86	8.86	14.81



5Y

Information about previous performance does not guarantee future performance.

Source: FactSet

## Price data

Ø price 5 days   Ø volume 5 days (pcs.)	1,552.87 CZK (0)
Ø price 30 days   Ø volume 30 days (pcs.)	1,545.00 CZK (0)
Ø price 100 days   Ø volume 100 days (pcs.)	1,483.14 CZK (0)
Ø price 250 days   Ø volume 250 days (pcs.)	1,399.80 CZK (0)
YTD High   date	1,571.57 CZK (2024/04/24)
YTD Low   date	1,414.06 CZK (2024/01/02)
52 Weeks High   date	1,571.57 CZK (2024/04/24)
52 Weeks Low   date	1,255.95 CZK (2023/06/29)

## Composition

Name  ISIN	Price	Diff %  Diff +/-	Performance 	Date Time	Turnover Pc.  Turnover Money 
CEZ AS CZ0005112300	907.00	-1.09% -10.00		24/05/14 16:17:17	378,452 344,781,827.00
COLT CZ GROUP SE CZK0.10 CZ0009008942	680.00	-0.29% -2.00		24/05/14 16:15:00	8,708 5,935,627.00
ERSTE GROUP BANK AG AT0000652011	1,129.50	0.36% 4.00		24/05/14 16:21:26	24,873 28,021,642.50
GEVORKYAN A.S. NPV SK1000025322	256.00	0.00% 0.00		24/05/14 15:58:57	286 73,016.00
KOFOVA CESKOSLOVENSKO AS ... CZ0009000121	277.00	0.36% 1.00		24/05/14 16:15:02	14,757 4,093,479.00
KOMERCNI BANKA CZ0008019106	790.50	-0.94% -7.50		24/05/14 16:23:17	98,849 78,287,316.50
MONETA MONEY BANK A.S. CZ0008040318	98.20	0.72% 0.70		24/05/14 16:15:16	290,944 28,531,707.40
PHILIP MORRIS(CZ) CZK1000 CS0008418869	14,820.00	-0.54% -80.00		24/05/14 16:15:30	641 9,522,120.00
PHOTON ENERGY NV NL0010391108	44.20	2.43% 1.05	■	24/05/14 16:07:30	16,412 721,233.00
PRIMOCO UAV SE CZK1 CZ0005135970	845.00	-0.59% -5.00		24/05/14 15:20:54	1,326 1,113,865.00
VIENNA INSURANCE GROUP AT0000908504	775.00	0.65% 5.00		24/05/14 16:09:51	5,092 3,904,071.00