

PX INDEX

ISIN: XC0009698371

WKN: -

Overview

2024/05/06 16:35:00

Price

1,529.77 CZK

Difference ▲ 0.63% (9.55)

General attributes

ISIN XC0009698371

Symbol -

Country Czechia

Instruments in index 11

Type of index Price Index

Security type Index

Market data

Open 1,521.31 CZK

High 1,530.81 CZK

Low 1,519.21 CZK

Close (prev. day) 1,520.22 CZK

Trading volume (m) -

Volume (pcs) -

Top 5

Name ↕	Price	+ - (%)	Trend ↕
CEZ AS	873.00	+2.59 ▲	▲
GEVORKYAN	256.00	+2.40 ▲	▲
...			
ERSTE GROU...	44.92	+0.76 ↔	↔
MONETA MON...	97.30	+0.41 ↔	↔
PHILIP MOR...	15,960.00	+0.25 ↔	↔

Intraday **1W** 1M 6m 1Y 3Y

Flop 5

Name ↕	Price	+ - (%) ↕	Trend ↕
KOFOLA CES...	270.00	-0.74 ↔	↔
COLT CZ GR...	680.00	-0.73 ↔	↔
KOMERCNI B...	781.00	-0.64 ↔	↔
PHOTON ENE...	43.40	-0.46 ↔	↔

5Y



Information about previous performance does not guarantee future performance.

Source: FactSet

Recent research

on market		
Date	Headline	Download
2024/05/06	▣ 20 let ČR v EU: Růst životní úrovně i nevyužitý po...	↓
2024/05/06	▣ Akciové trhy - denní zpráva	↓
2024/05/06	▣ Ranní restart: Čína a mobilizace zdrojů, citlivá Č...	↓
2024/05/06	▣ Mixed data on retail sales and industrial output	↓
2024/05/03	▣ Opravy letadel v ČR a EU	↓

Intraday	1W	1M	6m	1Y	3Y
----------	----	----	----	----	----

Futures and Options

Related Futures -

Related Options -

Details

2024/05/06 16:35:00

Price

1,529.77 CZK

Difference



0.63% (9.55)

General attributes

ISIN XC0009698371

Symbol -

Country Czechia

Security type Index

Instruments in index 11

Market data

Open 1,521.31 CZK

High 1,530.81 CZK

Low 1,519.21 CZK

Close (prev. day) 1,520.22 CZK

Trading volume (m) -

Volume (pcs) -

Performance and Risk

	6m	1Y	3Y
Perf (%)	+10.73%	+10.02%	+39.51%
Perf (abs.)	+148.23	+139.32	+433.26
Beta	-	-	-
Volatility	8.77	9.10	14.82



5Y







Information about previous performance does not guarantee future performance.

Source: FactSet

Price data

Ø price 5 days Ø volume 5 days (pcs.)	1,540.99 CZK (0)
Ø price 30 days Ø volume 30 days (pcs.)	1,535.04 CZK (0)
Ø price 100 days Ø volume 100 days (pcs.)	1,475.30 CZK (0)
Ø price 250 days Ø volume 250 days (pcs.)	1,396.26 CZK (0)
YTD High date	1,571.57 CZK (2024/04/24)
YTD Low date	1,414.06 CZK (2024/01/02)
52 Weeks High date	1,571.57 CZK (2024/04/24)
52 Weeks Low date	1,255.95 CZK (2023/06/29)

Composition

Name  ISIN	Price	Diff %  Diff +/-	Performance 	Date Time	Turnover Pc.  Turnover Money 
CEZ AS CZ0005112300	873.00	2.59% 22.00		24/05/06 16:19:25	160,642 139,482,614.00
COLT CZ GROUP SE CZK0.10 CZ0009008942	680.00	-0.73% -5.00		24/05/06 16:07:40	8,922 6,069,419.00
ERSTE GROUP BANK AG AT0000652011	1,123.50	0.76% 8.50		24/05/06 16:18:52	57,028 64,050,806.50
GEVORKYAN A.S. NPV SK1000025322	256.00	2.40% 6.00		24/05/06 16:02:46	591 151,358.00
KOFOLA CESKOSLOVENSKO AS ... CZ0009000121	270.00	-0.74% -2.00		24/05/06 16:09:43	1,470 398,710.00
KOMERCNI BANKA CZ0008019106	30.78	-9.52% -3.24		24/05/06 16:25:29	200 6,324.00
MONETA MONEY BANK A.S. CZ0008040318	97.30	0.41% 0.40		24/05/06 16:16:14	176,607 17,177,846.70
PHILIP MORRIS(CZ) CZK1000 CS0008418869	15,960.00	0.25% 40.00		24/05/06 16:07:28	662 10,544,820.00
PHOTON ENERGY NV NL0010391108	43.40	-0.46% -0.20		24/05/06 15:24:07	12,012 520,663.50
PRIMOCO UAV SE CZK1 CZ0005135970	860.00	0.00% 0.00		24/05/06 16:08:41	6,179 5,271,715.00
VIENNA INSURANCE GROUP AT0000908504	737.00	0.00% 0.00		24/05/06 16:09:05	25 18,425.00