

## PX INDEX

ISIN: XC0009698371 WKN: -

## Overview

2024/04/26 16:35:00

Price

**1,543.38** CZKDifference  -0.98% (-15.24)

## General attributes

ISIN XC0009698371

Symbol -

Country Czechia

Instruments in index 11

Type of index Price Index

Security type Index

## Market data

Open 1,558.62 CZK

High 1,560.90 CZK



Low 1,539.66 CZK

Close (prev. day) 1,558.62 CZK

Trading volume (m) -

Volume (pcs) -

## Top 5

Name 	Price	+ - (%)	Trend 
PRIMOCO UA...	900.00	+1.69	
PHILIP MOR...	15,960.00	+1.01	
CEZ AS	854.50	+0.65	
KOFOLA CES...	272.00	+0.37	
ERSTE GROU...	43.97	+0.22	

Intraday **1W** 1M 6m 1Y 3Y

## Flop 5

Name 	Price	+ - (%) 	Trend 
MONETA MON...	97.00	-6.19	
VIENNA INS...	29.15	-2.02	
GEVORKYAN ...	252.00	-0.79	

Intraday **1W** 1M 6m 1Y 3Y

5Y



Information about previous performance does not guarantee future performance.

Source: FactSet

## Recent research

on market		
Date	Headline	Download
2024/04/26	 Akciové trhy - denní zpráva	
2024/04/26	 CZ Ranní restart	
2024/04/25	 Akciové trhy - denní zpráva	
2024/04/25	 Ranní restart	
2024/04/24	 Akciové trhy - denní zpráva	

**Futures and Options**

**Related Futures** -

**Related Options** -

## Details

2024/04/26 16:35:00

Price

**1,543.38** CZKDifference  -0.98% (-15.24)

## General attributes

ISIN XC0009698371

Symbol -

Country Czechia

Security type Index

Instruments in index 11

## Market data

Open 1,558.62 CZK

High 1,560.90 CZK

Low 1,539.66 CZK

Close (prev. day) 1,558.62 CZK

Trading volume (m) -

Volume (pcs) -

## Performance and Risk

	6m	1Y	3Y
Perf (%)	+14.68%	+9.51%	+40.92%
Perf (abs.)	+197.57	+134.01	+448.18
Beta	-	-	-
Volatility	8.15	9.20	14.76

1,500.00  
1,375.00  
1,250.00  
1,125.00  
1,000.00  
875.00  
750.00



5Y



Information about previous performance does not guarantee future performance.

Source: FactSet

## Price data

Ø price 5 days   Ø volume 5 days (pcs.)	1,557.51 CZK (0)
Ø price 30 days   Ø volume 30 days (pcs.)	1,526.55 CZK (0)
Ø price 100 days   Ø volume 100 days (pcs.)	1,468.48 CZK (0)
Ø price 250 days   Ø volume 250 days (pcs.)	1,393.11 CZK (0)
YTD High   date	1,571.57 CZK (2024/04/24)
YTD Low   date	1,414.06 CZK (2024/01/02)
52 Weeks High   date	1,571.57 CZK (2024/04/24)
52 Weeks Low   date	1,255.95 CZK (2023/06/29)

## Composition

Name  ISIN	Price	Diff %  Diff +/-	Performance 	Date Time	Turnover Pc.  Turnover Money 
CEZ AS CZ0005112300	854.50	0.65% 5.50		24/04/26 16:15:20	60,478 51,485,066.00
COLT CZ GROUP SE CZK0.10 CZ0009008942	635.00	0.16% 1.00		24/04/26 16:15:00	3,699 2,348,177.00
ERSTE GROUP BANK AG AT0000652011	1,116.00	0.22% 2.50		24/04/26 16:20:22	47,046 52,611,076.00
GEVORKYAN A.S. NPV SK1000025322	252.00	-0.79% -2.00		24/04/26 14:28:36	160 40,440.00
KOFOLA CESKOSLOVENSKO AS ... CZ0009000121	272.00	0.37% 1.00		24/04/26 16:15:06	6,756 1,837,331.00
KOMERCNI BANKA CZ0008019106	862.00	0.06% 0.50		24/04/26 16:15:30	139,640 120,551,522.50
MONETA MONEY BANK A.S. CZ0008040318	97.00	-6.19% -6.40		24/04/26 16:21:21	1,020,859 99,059,912.10
PHILIP MORRIS(CZ) CZK1000 CS0008418869	15,960.00	1.01% 160.00		24/04/26 16:15:15	280 4,451,080.00
PHOTON ENERGY NV NL0010391108	44.40	0.00% 0.00		24/04/26 15:36:39	6,043 269,365.00
PRIMOCO UAV SE CZK1 CZ0005135970	900.00	1.69% 15.00		24/04/26 15:35:04	894 802,900.00
VIENNA INSURANCE GROUP AT0000908504	728.00	-2.02% -15.00		24/04/26 16:15:28	1,999 1,464,191.00