

PX INDEX

ISIN: XC0009698371 WKN: -

Overview

2024/04/26 16:35:00

Price

1,543.38 CZKDifference  -0.98% (-15.24)

General attributes

ISIN XC0009698371

Symbol -

Country Czechia

Instruments in index 11

Type of index Price Index

Security type Index

Market data

Open 1,558.62 CZK

High 1,560.90 CZK






Low 1,539.66 CZK

Close (prev. day) 1,558.62 CZK

Trading volume (m) -

Volume (pcs) -

Top 5

| Name  | Price | + - (%) | Trend  |
|------------------------------------------------------------------------------------------|-----------|---------|-------------------------------------------------------------------------------------------|
| PRIMOCO UA... | 900.00 | +1.69 |  |
| PHILIP MOR... | 15,960.00 | +1.01 |  |
| CEZ AS | 854.50 | +0.65 |  |
| KOFOLA CES... | 272.00 | +0.37 |  |
| ERSTE GROU... | 43.97 | +0.22 |  |

Intraday **1W** 1M 6m 1Y 3Y

Flop 5

| Name  | Price | + - (%)  | Trend  |
|------------------------------------------------------------------------------------------|--------|---------------------------------------------------------------------------------------------|-------------------------------------------------------------------------------------------|
| MONETA MON... | 97.00 | -6.19 |  |
| VIENNA INS... | 29.15 | -2.02 |  |
| GEVORKYAN ... | 252.00 | -0.79 |  |

Intraday **1W** 1M 6m 1Y 3Y

5Y



Information about previous performance does not guarantee future performance.

Source: FactSet

Recent research

| on market | | |
|------------|-----------------------------------------------------------------------------------------------------------------|---------------------------------------------------------------------------------------|
| Date | Headline | Download |
| 2024/04/26 |  Akciové trhy - denní zpráva |  |
| 2024/04/26 |  CZ Ranní restart |  |
| 2024/04/25 |  Akciové trhy - denní zpráva |  |
| 2024/04/25 |  Ranní restart |  |
| 2024/04/24 |  Akciové trhy - denní zpráva |  |

Futures and Options

Related Futures

-

Related Options

-

Details

2024/04/26 16:35:00

Price

1,543.38 CZKDifference  -0.98% (-15.24)

General attributes

ISIN XC0009698371

Symbol -

Country Czechia

Security type Index

Instruments in index 11

Market data

Open 1,558.62 CZK

High 1,560.90 CZK

Low 1,539.66 CZK

Close (prev. day) 1,558.62 CZK

Trading volume (m) -

Volume (pcs) -

Performance and Risk

| | 6m | 1Y | 3Y |
|-------------|---------|---------|---------|
| Perf (%) | +14.68% | +9.51% | +40.92% |
| Perf (abs.) | +197.57 | +134.01 | +448.18 |
| Beta | - | - | - |
| Volatility | 8.15 | 9.20 | 14.76 |

1,500.00

1,375.00

1,250.00

1,125.00

1,000.00

875.00

750.00

2020

2021

2022

2023

2024

5Y

Information about previous performance does not guarantee future performance.

Source: FactSet

Price data

Ø price 5 days | Ø volume 5 days (pcs.) 1,557.51 CZK (0)

Ø price 30 days | Ø volume 30 days (pcs.) 1,526.55 CZK (0)

Ø price 100 days | Ø volume 100 days (pcs.) 1,468.48 CZK (0)

Ø price 250 days | Ø volume 250 days (pcs.) 1,393.11 CZK (0)



YTD High | date 1,571.57 CZK (2024/04/24)

YTD Low | date 1,414.06 CZK (2024/01/02)

52 Weeks High | date 1,571.57 CZK (2024/04/24)

52 Weeks Low | date 1,255.95 CZK (2023/06/29)

Composition

| Name  ISIN | Price | Diff %  Diff +/- | Performance  | Date Time | Turnover Pc.  Turnover Money  |
|------------------------------------------------------------------------------------------------|-----------|------------------------------------------------------------------------------------------------------|-------------------------------------------------------------------------------------------------|----------------------|--------------------------------------------------------------------------------------------------------------------------------------------------------------------------------------------------------|
| CEZ AS CZ0005112300 | 854.50 | 0.65% 5.50 |  | 24/04/26 16:15:20 | 60,478 51,485,066.00 |
| COLT CZ GROUP SE CZK0.10 CZ0009008942 | 635.00 | 0.16% 1.00 |  | 24/04/26 16:15:00 | 3,699 2,348,177.00 |
| ERSTE GROUP BANK AG AT0000652011 | 1,116.00 | 0.22% 2.50 |  | 24/04/26 16:20:22 | 47,046 52,611,076.00 |
| GEVORKYAN A.S. NPV SK1000025322 | 252.00 | -0.79% -2.00 |  | 24/04/26 14:28:36 | 160 40,440.00 |
| KOFOLA CESKOSLOVENSKO AS ... CZ0009000121 | 272.00 | 0.37% 1.00 |  | 24/04/26 16:15:06 | 6,756 1,837,331.00 |
| KOMERCNI BANKA CZ0008019106 | 862.00 | 0.06% 0.50 |  | 24/04/26 16:15:30 | 139,640 120,551,522.50 |
| MONETA MONEY BANK A.S. CZ0008040318 | 97.00 | -6.19% -6.40 |  | 24/04/26 16:21:21 | 1,020,859 99,059,912.10 |
| PHILIP MORRIS(CZ) CZK1000 CS0008418869 | 15,960.00 | 1.01% 160.00 |  | 24/04/26 16:15:15 | 280 4,451,080.00 |
| PHOTON ENERGY NV NL0010391108 | 44.40 | 0.00% 0.00 |  | 24/04/26 15:36:39 | 6,043 269,365.00 |
| PRIMOCO UAV SE CZK1 CZ0005135970 | 900.00 | 1.69% 15.00 |  | 24/04/26 15:35:04 | 894 802,900.00 |
| VIENNA INSURANCE GROUP AT0000908504 | 728.00 | -2.02% -15.00 |  | 24/04/26 16:15:28 | 1,999 1,464,191.00 |