

## PX INDEX

ISIN: XC0009698371 WKN: -

## Overview

2024/04/25 10:18:16

Price

**1,561.97** CZKDifference  -0.10% (-1.60)

## General attributes

ISIN XC0009698371

Symbol -

Country Czechia

Instruments in index 11

Type of index Price Index

Security type Index

## Market data

Open 1,563.83 CZK

High 1,565.80 CZK





Low 1,559.90 CZK

Close (prev. day) 1,563.57 CZK

Trading volume (m) -

Volume (pcs) -

## Top 5

Name 	Price	+ - (%)	Trend 
MONETA MON...	103.40	+0.39	
PHILIP MOR...	15,900.00	+0.38	
COLT CZ GR...	632.00	+0.32	
PHOTON ENE...	44.70	+0.11	

Intraday 1W 1M 6m 1Y 3Y

## Flop 5

Name 	Price	+ - (%) 	Trend 
PRIMOCO UA...	875.00	-1.69	
CEZ AS	840.50	-0.77	
ERSTE GROU...	44.40	-0.09	
KOMERCNI B...	869.00	-0.06	

Intraday 1W 1M 6m 1Y 3Y

5Y



Information about previous performance does not guarantee future performance.

Source: FactSet

## Recent research

on market		
Date	Headline	Download
2024/04/25	 Akciové trhy - denní zpráva	
2024/04/25	 Ranní restart	
2024/04/24	 Akciové trhy - denní zpráva	
2024/04/24	 Ranní restart: kontejnery, ropai, tep a Trendovník	
2024/04/23	 Akciové trhy - denní zpráva	

**Futures and Options**

**Related Futures**

-

**Related Options**

-

## Details

2024/04/25 10:18:16

Price

**1,561.97** CZKDifference  -0.10% (-1.60)

## General attributes

ISIN XC0009698371

Symbol -

Country Czechia

Security type Index

Instruments in index 11

## Market data

Open 1,563.83 CZK

High 1,565.80 CZK

Low 1,559.90 CZK

Close (prev. day) 1,563.57 CZK

Trading volume (m) -

Volume (pcs) -

## Performance and Risk

	6m	1Y	3Y
Perf (%)	+16.57%	+10.49%	+43.76%
Perf (abs.)	+222.31	+148.44	+475.96
Beta	-	-	-
Volatility	7.98	9.15	14.75

5Y



Information about previous performance does not guarantee future performance.

Source: FactSet

## Price data

Ø price 5 days   Ø volume 5 days (pcs.)	1,557.30 CZK (0)
Ø price 30 days   Ø volume 30 days (pcs.)	1,521.50 CZK (0)
Ø price 100 days   Ø volume 100 days (pcs.)	1,465.26 CZK (0)
Ø price 250 days   Ø volume 250 days (pcs.)	1,392.00 CZK (0)
YTD High   date	1,571.57 CZK (2024/04/24)
YTD Low   date	1,414.06 CZK (2024/01/02)
52 Weeks High   date	1,571.57 CZK (2024/04/24)
52 Weeks Low   date	1,255.95 CZK (2023/06/29)

## Composition

Name  ISIN	Price	Diff %  Diff +/-	Performance 	Date Time	Turnover Pc.  Turnover Money 
CEZ AS CZ0005112300	840.50	-0.77% -6.50		24/04/25 10:17:13	36,939 31,131,632.00
COLT CZ GROUP SE CZK0.10 CZ0009008942	632.00	0.32% 2.00		24/04/25 10:16:24	484 305,103.00
ERSTE GROUP BANK AG AT0000652011	1,118.00	-0.09% -1.00		24/04/25 10:17:13	43,181 48,286,325.50
GEVORKYAN A.S. NPV SK1000025322	252.00	0.00% 0.00		24/04/25 10:17:13	21 5,292.00
KOFOLA CESKOSLOVENSKO AS ... CZ0009000121	275.00	0.00% 0.00		24/04/25 10:16:17	799 218,171.00
KOMERCNI BANKA CZ0008019106	869.00	-0.06% -0.50		24/04/25 10:18:16	16,437 14,266,163.00
MONETA MONEY BANK A.S. CZ0008040318	103.40	0.39% 0.40		24/04/25 10:18:04	79,324 8,203,389.20
PHILIP MORRIS(CZ) CZK1000 CS0008418869	15,900.00	0.38% 60.00		24/04/25 10:15:53	51 810,860.00
PHOTON ENERGY NV NL0010391108	44.70	0.11% 0.05		24/04/25 09:12:47	2,133 94,912.65
PRIMOCO UAV SE CZK1 CZ0005135970	875.00	-1.69% -15.00		24/04/25 10:12:10	589 507,050.00
VIENNA INSURANCE GROUP AT0000908504	750.00	0.00% 0.00		24/04/25 10:16:03	101 75,676.00