

## PX INDEX

ISIN: XC0009698371

WKN: -

## Overview

2024/04/24 11:41:23

Price

**1,567.63** CZKDifference  0.18% (2.81)

## General attributes

ISIN XC0009698371

Symbol -

Country Czechia

Instruments in index 11

Type of index Price Index

Security type Index

## Market data

Open 1,566.20 CZK

High 1,571.57 CZK

Low 1,564.39 CZK

Close (prev. day) 1,564.82 CZK

Trading volume (m) -







Volume (pcs) -

## Top 5

Name 	Price	+ - (%)	Trend 
PHOTON ENE...	45.95	+0.77	
MONETA MON...	103.60	+0.58	
VIENNA INS...	29.65	+0.54	
PHILIP MOR...	15,920.00	+0.51	
ERSTE GROU...	44.41	+0.36	

Intraday **1W** 1M 6m 1Y 3Y

## Flop 5

Name 	Price	+ - (%) 	Trend 
PRIMOCO UA...	885.00	-0.56	
CEZ AS	853.00	-0.23	
KOMERCNI B...	870.00	-0.23	

Intraday **1W** 1M 6m 1Y 3Y

5Y



Information about previous performance does not guarantee future performance.

Source: FactSet

## Recent research

on market		
Date	Headline	Download
2024/04/24	 Akciové trhy - denní zpráva	
2024/04/24	 Ranní restart: kontejnery, ropai, tep a Trendovník	
2024/04/23	 Akciové trhy - denní zpráva	
2024/04/23	 Ranní restart	
2024/04/23	 CEE Special Report   Strong growth in CEE economie...	

**Futures and Options**

**Related Futures** -

**Related Options** -

## Details

2024/04/24 11:41:23

Price

**1,567.63** CZK

Difference



0.18% (2.81)

## General attributes

ISIN	XC0009698371
Symbol	-
Country	Czechia
Security type	Index
Instruments in index	11

## Market data

Open	1,566.20 CZK
High	1,571.57 CZK
Low	1,564.39 CZK
Close (prev. day)	1,564.82 CZK
Trading volume (m)	-
Volume (pcs)	-

## Performance and Risk

	6m	1Y	3Y
Perf (%)	+16.75%	+10.43%	+43.88%
Perf (abs.)	+224.46	+147.78	+477.21
Beta	-	-	-
Volatility	7.98	9.15	14.76

1,500.00  
1,375.00  
1,250.00  
1,125.00  
1,000.00  
875.00  
750.00



5Y

Information about previous performance does not guarantee future performance.  
Source: FactSet

## Price data

Ø price 5 days   Ø volume 5 days (pcs.)	1,554.10 CZK (0)
Ø price 30 days   Ø volume 30 days (pcs.)	1,518.24 CZK (0)
Ø price 100 days   Ø volume 100 days (pcs.)	1,463.51 CZK (0)
Ø price 250 days   Ø volume 250 days (pcs.)	1,391.40 CZK (0)
YTD High   date	1,565.45 CZK (2024/04/23)
YTD Low   date	1,414.06 CZK (2024/01/02)
52 Weeks High   date	1,565.45 CZK (2024/04/23)
52 Weeks Low   date	1,255.95 CZK (2023/06/29)

## Composition

Name  ISIN	Price	Diff %  Diff +/-	Performance 	Date Time	Turnover Pc.  Turnover Money 
CEZ AS CZ0005112300	853.00	-0.23% -2.00		24/04/24 11:37:40	29,995 25,580,674.50
COLT CZ GROUP SE CZK0.10 CZ0009008942	630.00	0.32% 2.00		24/04/24 11:40:37	659 417,197.00
ERSTE GROUP BANK AG AT0000652011	1,119.00	0.36% 4.00		24/04/24 11:36:37	28,852 32,254,811.00
GEVORKYAN A.S. NPV SK1000025322	258.00	0.00% 0.00		24/04/23 14:02:27	20 5,160.00
KOFOLA CESKOSLOVENSKO AS ... CZ0009000121	273.00	0.00% 0.00		24/04/24 11:36:48	265 72,614.00
KOMERCNI BANKA CZ0008019106	870.00	-0.23% -2.00		24/04/24 11:41:23	95,010 82,925,436.50
MONETA MONEY BANK A.S. CZ0008040318	103.60	0.58% 0.60		24/04/24 11:41:12	80,992 8,364,595.80
PHILIP MORRIS(CZ) CZK1000 CS0008418869	15,920.00	0.51% 80.00		24/04/24 10:48:40	85 1,353,880.00
PHOTON ENERGY NV NL0010391108	45.95	0.77% 0.35		24/04/24 10:45:21	2,656 119,017.15
PRIMOCO UAV SE CZK1 CZ0005135970	885.00	-0.56% -5.00		24/04/24 11:30:07	124 110,045.00
VIENNA INSURANCE GROUP AT0000908504	749.00	0.54% 4.00		24/04/24 09:17:24	495 369,844.00