

## PX INDEX

ISIN: XC0009698371

WKN: -

## Overview

2024/04/17 15:46:46

Price

**1,548.76** CZKDifference  0.11% (1.77)

## General attributes

ISIN XC0009698371

Symbol -

Country Czechia

Instruments in index 11

Type of index Price Index

Security type Index

## Market data

Open 1,546.99 CZK

High 1,550.45 CZK

Low 1,542.95 CZK

Close (prev. day) 1,546.99 CZK

Trading volume (m) -







Volume (pcs) -

## Top 5

Name 	Price	+ - (%)	Trend 
PHOTON ENE...	46.20	+2.10	
VIENNA INS...	29.05	+1.67	
COLT CZ GR...	624.00	+0.81	
ERSTE GROU...	42.01	+0.57	
PHILIP MOR...	15,840.00	+0.13	

Intraday **1W** 1M 6m 1Y 3Y

## Flop 5

Name 	Price	+ - (%) 	Trend 
KOFOLA CES...	272.00	-1.45	
CEZ AS	878.00	-0.68	
MONETA MON...	102.20	-0.58	
KOMERCNI B...	868.00	-0.12	

5Y



Information about previous performance does not guarantee future performance.

Source: FactSet

## Recent research

on market		
Date	Headline	Download
2024/04/17	 Akciové trhy - denní zpráva	
2024/04/17	 Ranní restart	
2024/04/16	 Akciové trhy - denní zpráva	
2024/04/16	 CZ Ranní restart	
2024/04/15	 Akciové trhy - denní zpráva	

Intraday	1W	1M	6m	1Y	3Y
----------	----	----	----	----	----

**Futures and Options**

**Related Futures** -

**Related Options** -

## Details

2024/04/17 15:46:46

Price

**1,548.76** CZK

Difference



0.11% (1.77)

## General attributes

ISIN XC0009698371

Symbol -

Country Czechia

Security type Index

Instruments in index 11

## Market data

Open 1,546.99 CZK

High 1,550.45 CZK

Low 1,542.95 CZK

Close (prev. day) 1,546.99 CZK

Trading volume (m) -

Volume (pcs) -

## Performance and Risk

	6m	1Y	3Y
Perf (%)	+14.13%	+9.07%	+40.15%
Perf (abs.)	+191.53	+128.62	+443.21
Beta	-	-	-
Volatility	8.04	9.18	14.78



Information about previous performance does not guarantee future performance.

Source: FactSet

## Price data

Ø price 5 days   Ø volume 5 days (pcs.)	1,551.85 CZK (0)
Ø price 30 days   Ø volume 30 days (pcs.)	1,502.51 CZK (0)
Ø price 100 days   Ø volume 100 days (pcs.)	1,455.11 CZK (0)
Ø price 250 days   Ø volume 250 days (pcs.)	1,388.61 CZK (0)
YTD High   date	1,562.81 CZK (2024/04/12)
YTD Low   date	1,414.06 CZK (2024/01/02)
52 Weeks High   date	1,562.81 CZK (2024/04/12)
52 Weeks Low   date	1,255.95 CZK (2023/06/29)

## Composition

Name  ISIN	Price	Diff %  Diff +/-	Performance 	Date Time	Turnover Pc.  Turnover Money 
CEZ AS CZ0005112300	878.00	-0.68% -6.00		24/04/17 15:44:32	103,530 90,895,097.00
COLT CZ GROUP SE CZK0.10 CZ0009008942	624.00	0.81% 5.00		24/04/17 15:42:59	4,541 2,821,134.00
ERSTE GROUP BANK AG AT0000652011	1,058.00	0.57% 6.00		24/04/17 15:46:20	40,034 42,292,710.50
GEVORKYAN A.S. NPV SK1000025322	260.00	0.00% 0.00		24/04/17 09:00:08	43 11,180.00
KOFOLA CESKOSLOVENSKO AS ... CZ0009000121	272.00	-1.45% -4.00		24/04/17 15:43:15	12,005 3,301,389.00
KOMERCNI BANKA CZ0008019106	868.00	-0.12% -1.00		24/04/17 15:46:46	103,595 89,757,966.50
MONETA MONEY BANK A.S. CZ0008040318	102.20	-0.58% -0.60		24/04/17 15:42:16	113,002 11,571,138.80
PHILIP MORRIS(CZ) CZK1000 CS0008418869	15,840.00	0.13% 20.00		24/04/17 15:45:22	154 2,441,580.00
PHOTON ENERGY NV NL0010391108	46.20	2.10% 0.95		24/04/17 13:56:26	1,243 56,516.75
PRIMOCO UAV SE CZK1 CZ0005135970	900.00	0.00% 0.00		24/04/17 15:21:16	1,656 1,450,410.00
VIENNA INSURANCE GROUP AT0000908504	732.00	1.67% 12.00		24/04/17 14:36:55	517 374,605.00