

## PX INDEX

ISIN: XC0009698371 WKN: -

## Overview

2024/04/15 16:35:00

Price

**1,557.56** CZKDifference  -0.09% (-1.40)

## General attributes

ISIN XC0009698371

Symbol -

Country Czechia

Instruments in index 11

Type of index Price Index

Security type Index

## Market data

Open 1,559.12 CZK

High 1,561.52 CZK








Low 1,553.93 CZK

Close (prev. day) 1,558.96 CZK

Trading volume (m) -

Volume (pcs) -

## Top 5

Name 	Price	+ - (%)	Trend 
PHOTON ENE...	46.65	+1.86	
PHILIP MOR...	15,940.00	+1.66	
KOFOLA CES...	276.00	+1.10	
KOMERCNI B...	878.00	+0.80	
COLT CZ GR...	620.00	+0.32	

Intraday 1W 1M 6m 1Y 3Y

## Flop 5

Name 	Price	+ - (%) 	Trend 
PRIMOCO UA...	900.00	-1.64	
CEZ AS	875.00	-0.91	
ERSTE GROU...	41.79	-0.56	
MONETA MON...	103.20	-0.39	

5Y



Information about previous performance does not guarantee future performance.

Source: FactSet

## Recent research

on market		
Date	Headline	Download
2024/04/15	 Akciové trhy - denní zpráva	
2024/04/15	 Ranní restart: běžák, obezita, Londýn, soláry a tř...	
2024/04/15	 Parliamentary elections in Croatia	
2024/04/12	 Akciové trhy - denní zpráva	
2024/04/12	 Ranní restart	

Intraday	1W	1M	6m	1Y	3Y
----------	----	----	----	----	----

**Futures and Options**

**Related Futures** -

**Related Options** -

## Details

2024/04/15 16:35:00

Price

**1,557.56** CZKDifference  -0.09% (-1.40)

## General attributes

ISIN XC0009698371

Symbol -

Country Czechia

Security type Index

Instruments in index 11

## Market data

Open 1,559.12 CZK

High 1,561.52 CZK

Low 1,553.93 CZK

Close (prev. day) 1,558.96 CZK

Trading volume (m) -

Volume (pcs) -

## Performance and Risk

	6m	1Y	3Y
Perf (%)	+15.69%	+9.81%	+42.36%
Perf (abs.)	+211.23	+139.19	+463.45
Beta	-	-	-
Volatility	7.96	9.17	14.77



Information about previous performance does not guarantee future performance.

Source: FactSet

## Price data

Ø price 5 days   Ø volume 5 days (pcs.)	1,549.75 CZK (0)
Ø price 30 days   Ø volume 30 days (pcs.)	1,499.63 CZK (0)
Ø price 100 days   Ø volume 100 days (pcs.)	1,453.53 CZK (0)
Ø price 250 days   Ø volume 250 days (pcs.)	1,388.09 CZK (0)
YTD High   date	1,562.81 CZK (2024/04/12)
YTD Low   date	1,414.06 CZK (2024/01/02)
52 Weeks High   date	1,562.81 CZK (2024/04/12)
52 Weeks Low   date	1,255.95 CZK (2023/06/29)

## Composition

Name  ISIN	Price	Diff %  Diff +/-	Performance 	Date Time	Turnover Pc.  Turnover Money 
CEZ AS CZ0005112300	875.00	-0.91% -8.00		24/04/15 16:21:19	158,646 139,206,902.50
COLT CZ GROUP SE CZK0.10 CZ0009008942	620.00	0.32% 2.00		24/04/15 16:15:24	2,516 1,560,351.00
ERSTE GROUP BANK AG AT0000652011	1,070.50	-0.56% -6.00		24/04/15 16:15:10	49,299 52,762,506.50
GEVORKYAN A.S. NPV SK1000025322	256.00	0.00% 0.00		24/04/15 14:28:27	59 15,104.00
KOFOLA CESKOSLOVENSKO AS ... CZ0009000121	276.00	1.10% 3.00		24/04/15 16:15:12	3,401 937,407.00
KOMERCNI BANKA CZ0008019106	878.00	0.80% 7.00		24/04/15 16:22:35	184,139 161,186,585.50
MONETA MONEY BANK A.S. CZ0008040318	103.20	-0.39% -0.40		24/04/15 16:15:52	259,608 26,840,590.00
PHILIP MORRIS(CZ) CZK1000 CS0008418869	15,940.00	1.66% 260.00		24/04/15 16:15:16	611 9,695,180.00
PHOTON ENERGY NV NL0010391108	46.65	1.86% 0.85		24/04/15 15:49:20	5,708 262,431.50
PRIMOCO UAV SE CZK1 CZ0005135970	900.00	-1.64% -15.00		24/04/15 15:28:09	1,106 985,135.00
VIENNA INSURANCE GROUP AT0000908504	732.00	0.14% 1.00		24/04/15 15:49:24	181 132,400.00